

ACI Racing Weekend Mugello, 09-10 Ottobre 2021

Italian F4 Championship by Abarth - Result Race 2

Laps 16 = 83,920 km - Avg 154,826 km/h - Race Time 32'31.296

No.	Driver	Nat	Entrant	Team	Car	Class	Laps	Time	Gap	Rel.	Fastest Lap
1	13 DUFEK Joshua	CHE	Van Amersfoort Racing	Van Amersfoort Racing	Tatuus F4 T014 Abarth		16	32'31.296		9	1'49.457
2	6 MONTOYA Sebastian	COL	Prema Powerteam	Prema Powerteam	Tatuus F4 T014 Abarth		16	32'31.963	0.667	0.667	3 1'49.508
3	7 SMAL Kirill	RUS	Prema Powerteam	Prema Powerteam	Tatuus F4 T014 Abarth		16	32'32.811	1.515	0.848	10 1'49.594
4	10 DÜRKSEN Joshua	PRY	Muecke Motorsport	Muecke Motorsport	Tatuus F4 T014 Abarth		16	32'35.062	3.766	2.251	9 1'49.865
5	70 TRAMNITZ Tim	DEU	US Racing	US Racing	Tatuus F4 T014 Abarth		16	32'35.432	4.136	0.370	2 1'49.669
6	15 BEDRIN Nikita	RUS	Van Amersfoort Racing	Van Amersfoort Racing	Tatuus F4 T014 Abarth	R	16	32'35.895	4.599	0.463	10 1'49.503
7	87 BEARMAN Oliver	GBR	Van Amersfoort Racing	Van Amersfoort Racing	Tatuus F4 T014 Abarth		16	32'36.661	5.365	0.766	10 1'49.747
8	72 FORNAROLI Leonardo	ITA	Iron Lynx	Iron Lynx	Tatuus F4 T014 Abarth		16	32'36.843	5.547	0.182	10 1'49.743
9	12 PATRESE Lorenzo	ITA	AKM Motorsport	AKM Motorsport	Tatuus F4 T014 Abarth	R	16	32'38.792	7.496	1.949	11 1'49.637
10	99 ANTONELLI Kimi Andrea	ITA	Prema Powerteam	Prema Powerteam	Tatuus F4 T014 Abarth	R	16	32'38.810	7.514	0.018	3 1'49.789
11	23 ZUNIGA Erick	MEX	Muecke Motorsport	Muecke Motorsport	Tatuus F4 T014 Abarth		16	32'40.533	9.237	1.723	11 1'50.184
12	11 REVESZ Levente	HUN	AKM Motorsport	AKM Motorsport	Tatuus F4 T014 Abarth	R	16	32'41.286	9.990	0.753	13 1'49.771
13	20 LAURSEN Conrad	DNK	Prema Powerteam	Prema Powerteam	Tatuus F4 T014 Abarth	R	16	32'46.884	15.588	5.598	11 1'50.213
14	24 WISNICKI Piotr	POL	Jenzer Motorsport	Jenzer Motorsport	Tatuus F4 T014 Abarth		16	32'48.598	17.302	1.714	3 1'50.766
15	88 AL QUBAISI Hamda	UAE	Prema Powerteam	Prema Powerteam	Tatuus F4 T014 Abarth		16	32'48.934	17.638	0.336	3 1'50.537
16	77 PERINO Pedro	POR	US Racing	US Racing	Tatuus F4 T014 Abarth	R	16	32'49.439	18.143	0.505	12 1'50.234
17	83 WEUG Maya	NLD	Iron Lynx	Iron Lynx	Tatuus F4 T014 Abarth	R	16	32'54.679	23.383	5.240	9 1'51.392
18	84 SIMONAZZI Francesco	ITA	BVM Racing	BVM Racing	Tatuus F4 T014 Abarth		16	32'55.316	24.020	0.637	3 1'51.342
19	35 BAPTISTE Nicolas	COL	Cram Motorsport	Cram Motorsport	Tatuus F4 T014 Abarth	R	16	32'55.969	24.673	0.653	12 1'50.923
20	17 BIZZOTTO Leonardo	ITA	BVM Racing	BVM Racing	Tatuus F4 T014 Abarth	R	16	32'59.136	27.840	3.167	14 1'51.817
21	19 GRAY Oliver	GBR	BVM Racing	BVM Racing	Tatuus F4 T014 Abarth	R	16	32'59.260	27.964	0.124	9 1'51.313
22	37 SZTUKA Kacper	POL	Iron Lynx	Iron Lynx	Tatuus F4 T014 Abarth	R	16	33'00.715	29.419	1.455	11 1'52.181
23	27 GARCJARCE DAVILA Jorge	MEX	Jenzer Motorsport	Jenzer Motorsport	Tatuus F4 T014 Abarth		16	33'00.809	29.513	0.094	10 1'51.291
24	73 ARMANNI Pietro	ITA	Iron Lynx	Iron Lynx	Tatuus F4 T014 Abarth	R	16	34'01.561	1'30.265	1'00.752	13 1'51.018
25P	25 BEN Samir	CHE	Jenzer Motorsport	Jenzer Motorsport	Tatuus F4 T014 Abarth	R	16	35'07.944	2'36.648	1'06.383	11 1'52.424
26	86 VALINT Bence	HUN	Van Amersfoort Racing	Van Amersfoort Racing	Tatuus F4 T014 Abarth		15	30'47.082	1 Lap	1 Lap	3 1'49.774
27	41 RIED Jonas	DEU	Muecke Motorsport	Muecke Motorsport	Tatuus F4 T014 Abarth	R	15	32'55.586	1 Lap	2'08.504	12 1'50.422
----- Not Classified -----											
RET	28 BRASCHI Francesco	ITA	Jenzer Motorsport	Jenzer Motorsport	Tatuus F4 T014 Abarth	R	9	19'51.717	7 Laps		9 1'51.246
RET	68 RAMOS REYNOSO Santiago	MEX	Jenzer Motorsport	Jenzer Motorsport	Tatuus F4 T014 Abarth		2	3'52.377	14 Laps		2 1'51.585

Starting: 29 Classified: 27 Not Classified: 0 Retired: 2 Not Started: 0
Fastest Lap N. 9 No. 13 Joshua Dufek Time 1'49.457 Avg. 172,506 Km/h

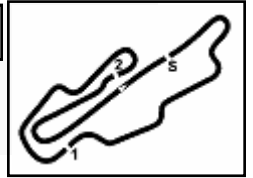
Humidity:	56%	AIR	12°C
Condition:	DRY	Track	9°C

Penalty and Infringement

10.05 25 S. BEN

Penalizzato per transito su raccordino +2 min





ACI Racing Weekend Mugello, 09-10 Ottobre 2021
Italian F4 Championship by Abarth - Result by Class Race 2

Rookie

Laps 16 = 83,920 km - Avg 154,462 km/h - Race Time 32'35.895

No.	Driver	Nat	Entrant	Team	Car	Laps	Time	Gap	Rel.	Fastest Lap
1	15 BEDRIN Nikita	RUS	Van Amersfoort Racing	Van Amersfoort Racing	Tatuus F4 T014 Abarth	16	32'35.895		10	1'49.503
2	12 PATRESE Lorenzo	ITA	AKM Motorsport	AKM Motorsport	Tatuus F4 T014 Abarth	16	32'38.792	2.897	2.897	11 1'49.637
3	99 ANTONELLI Kimi Andrea	ITA	Prema Powerteam	Prema Powerteam	Tatuus F4 T014 Abarth	16	32'38.810	2.915	0.018	3 1'49.789
4	11 REVESZ Levente	HUN	AKM Motorsport	AKM Motorsport	Tatuus F4 T014 Abarth	16	32'41.286	5.391	2.476	13 1'49.771
5	20 LAURSEN Conrad	DNK	Prema Powerteam	Prema Powerteam	Tatuus F4 T014 Abarth	16	32'46.884	10.989	5.598	11 1'50.213
6	77 PERINO Pedro	POR	US Racing	US Racing	Tatuus F4 T014 Abarth	16	32'49.439	13.544	2.555	12 1'50.234
7	83 WEUG Maya	NLD	Iron Lynx	Iron Lynx	Tatuus F4 T014 Abarth	16	32'54.679	18.784	5.240	9 1'51.392
8	35 BAPTISTE Nicolas	COL	Cram Motorsport	Cram Motorsport	Tatuus F4 T014 Abarth	16	32'55.969	20.074	1.290	12 1'50.923
9	17 BIZZOTTO Leonardo	ITA	BVM Racing	BVM Racing	Tatuus F4 T014 Abarth	16	32'59.136	23.241	3.167	14 1'51.817
10	19 GRAY Oliver	GBR	BVM Racing	BVM Racing	Tatuus F4 T014 Abarth	16	32'59.260	23.365	0.124	9 1'51.313
11	37 SZTUKA Kacper	POL	Iron Lynx	Iron Lynx	Tatuus F4 T014 Abarth	16	33'00.715	24.820	1.455	11 1'52.181
12	73 ARMANNI Pietro	ITA	Iron Lynx	Iron Lynx	Tatuus F4 T014 Abarth	16	34'01.561	1'25.666	1'00.846	13 1'51.018
13P	25 BEN Samir	CHE	Jenzer Motorsport	Jenzer Motorsport	Tatuus F4 T014 Abarth	16	35'07.944	2'32.049	1'06.383	11 1'52.424
14	41 RIED Jonas	DEU	Muecke Motorsport	Muecke Motorsport	Tatuus F4 T014 Abarth	15	32'55.586	1 Lap	1 Lap	12 1'50.422
----- Not Classified -----										
RET	28 BRASCHI Francesco	ITA	Jenzer Motorsport	Jenzer Motorsport	Tatuus F4 T014 Abarth	9	19'51.717	7 Laps		9 1'51.246

Starting: 15 Classified: 14 Not Classified: 0 Retired: 1 Not Started: 0
Fastest Lap N. 10 No. 15 Nikita Bedrin Time 1'49.503 Avg. 172,434 Km/h

Humidity:	56%	AIR	12°C
Condition:	DRY	Track	9°C

Clerk of the Course : Antonio Canu

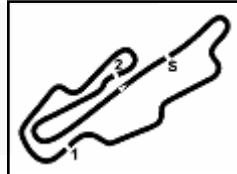
Race Director : Alessandro Ferrari

10/10/2021 Start 09:44 End 10:18



Powered by FICr PERUGIA TIMING





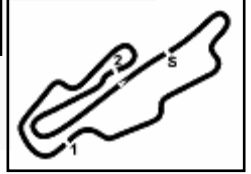
Aut.Int. Mugello 5.245 m

ACI Racing Weekend Mugello, 09-10 Ottobre 2021
Italian F4 Championship by Abarth - Lap Chart Race 2

	Lap															
	1	2	3	4	5	6	7	8	9	10	11	12	13	14	15	16
1	87	6	6	6	6	6	6	6	6	6	6	6	13	13	13	13
2	6	87	87	87	87	87	87	87	13	13	13	13	6	6	6	6
3	13	13	13	13	13	13	13	13	87	87	7	7	7	7	7	7
4	7	7	7	7	7	7	7	7	7	7	87	87	10	10	10	10
5	10	10	10	10	10	10	10	10	10	10	10	10	70	70	70	70
6	72	72	72	72	72	72	72	70	70	70	70	70	87	15	15	15
7	70	70	70	70	70	70	70	25	15	15	15	15	15	87	87	87
8	68	15	15	15	15	15	15	72	72	72	72	72	72	72	72	72
9	15	99	99	99	99	99	99	15	99	99	99	99	99	99	99	12
10	99	68	86	86	86	86	86	99	86	86	12	12	12	12	12	99
11	86	86	24	24	24	24	12	86	12	12	86	86	86	86	86	23
12	24	24	12	12	12	12	24	12	24	23	23	23	23	23	23	11
13	23	12	88	88	88	88	88	24	23	24	24	24	11	11	11	20
14	12	88	23	23	23	23	23	88	88	88	88	88	24	20	20	24
15	88	23	84	84	84	84	84	23	11	11	11	11	88	24	24	88
16	84	83	83	83	83	83	83	11	84	84	20	20	20	88	88	77
17	83	84	17	17	17	17	11	84	83	20	84	84	84	77	77	83
18	17	17	37	37	37	37	17	83	20	83	83	83	77	84	84	84
19	37	37	11	11	11	11	37	17	17	17	77	77	83	83	83	35
20	73	11	77	77	77	77	28	37	28	77	17	35	35	35	35	17
21	11	73	28	28	28	28	77	20	37	37	35	17	17	17	17	19
22	35	77	73	73	73	73	20	28	77	35	37	37	19	19	19	37
23	77	35	20	20	20	20	73	77	35	19	19	19	37	37	37	27
24	25	25	25	25	25	25	25	35	19	27	27	27	27	27	27	25
25	27	28	35	35	35	35	35	19	27	25	25	25	25	25	25	73
26	28	27	27	19	19	19	27	27	25	73	73	73	73	73	73	
27	19	20	19	27	27	27	19	73	73	41	41	41	41	41	41	
28	20	19	41	41	41	41	41	41	41							
29	41	41														

Final Result		
1	13 DUFEK J.	Laps 16
2	6 MONTOYA S.	0.667
3	7 SMAL K.	1.515
4	10 DÜRKSEN J.	3.766
5	70 TRAMNITZ T.	4.136
6	15 BEDRIN N.	4.599
7	87 BEARMAN O.	5.365
8	72 FORNAROLI L.	5.547
9	12 PATRESE L.	7.496
10	99 ANTONELLI K.	7.514
11	23 ZUNIGA E.	9.237
12	11 REVESZ L.	9.990
13	20 LAURSEN C.	15.588
14	24 WISNICKI P.	17.302
15	88 AL QUBAISI H.	17.638
16	77 PERINO P.	18.143
17	83 WEUG M.	23.383
18	84 SIMONAZZI F.	24.020
19	35 BAPTISTE N.	24.673
20	17 BIZZOTTO L.	27.840
21	19 GRAY O.	27.964
22	37 SZTUKA K.	29.419
23	27 GARCJARCE DAVILA	29.513
24	73 ARMANNI P.	1'30.265
25	25 BEN S. (P)	2'36.648
26	86 VALINT B.	1 Lap
27	41 RIED J.	1 Lap
RET	28 BRASCHI F.	7 Laps
RET	68 RAMOS REYNOSO S	14 Laps





ACI Racing Weekend Mugello, 09-10 Ottobre 2021
Italian F4 Championship by Abarth - Best Sectors & Speed Race 2

Aut.Int. Mugello 5.245 m

RESULTS

1	13 DUF EK Joshua	Tatuus F4 T014 Abarth	Laps 16
2	6 MONTOYA Sebastian	Tatuus F4 T014 Abarth	0.667
3	7 SMAL Kirill	Tatuus F4 T014 Abarth	1.515
4	10 DÜR KSEN Joshua	Tatuus F4 T014 Abarth	3.766
5	70 TRAMNITZ Tim	Tatuus F4 T014 Abarth	4.136
6	15 BEDRIN Nikita	Tatuus F4 T014 Abarth	4.599
7	87 BEARMAN Oliver	Tatuus F4 T014 Abarth	5.365
8	72 FORNAROLI Leonardo	Tatuus F4 T014 Abarth	5.547
9	12 PATRESE Lorenzo	Tatuus F4 T014 Abarth	7.496
10	99 ANTONELLI Kimi Andrea	Tatuus F4 T014 Abarth	7.514
11	23 ZUNIGA Erick	Tatuus F4 T014 Abarth	9.237
12	11 REVESZ Levente	Tatuus F4 T014 Abarth	9.990
13	20 LAURSEN Conrad	Tatuus F4 T014 Abarth	15.588
14	24 WISNICKI Piotr	Tatuus F4 T014 Abarth	17.302
15	88 AL QUBAIS I Hamda	Tatuus F4 T014 Abarth	17.638
16	77 PERINO Pedro	Tatuus F4 T014 Abarth	18.143
17	83 WEUG Maya	Tatuus F4 T014 Abarth	23.383
18	84 SIMONAZZI Francesco	Tatuus F4 T014 Abarth	24.020
19	35 BAPTISTE Nicolas	Tatuus F4 T014 Abarth	24.673
20	17 BIZZOTTO Leonardo	Tatuus F4 T014 Abarth	27.840
21	19 GRAY Oliver	Tatuus F4 T014 Abarth	27.964
22	37 SZTUKA Kacper	Tatuus F4 T014 Abarth	29.419
23	27 GARC IARCE DAVILA Jorge	Tatuus F4 T014 Abarth	29.513
24	73 ARMANNI Pietro	Tatuus F4 T014 Abarth	1'30.265
25	25 BEN Samir	Tatuus F4 T014 Abarth	2'36.648
26	86 VALINT Bence	Tatuus F4 T014 Abarth	1 Lap
27	41 RIED Jonas	Tatuus F4 T014 Abarth	1 Lap
RET	28 BRASCHI Francesco	Tatuus F4 T014 Abarth	7 Laps
RET	68 RAMOS REYNOSO Santiago	Tatuus F4 T014 Abarth	14 Laps

SPEED

1	27 GARC IARCE DAVILA Jorge	Tatuus F4 T014 Abarth	231,8
2	17 BIZZOTTO Leonardo	Tatuus F4 T014 Abarth	231,8
3	12 PATRESE Lorenzo	Tatuus F4 T014 Abarth	231,3
4	10 DÜR KSEN Joshua	Tatuus F4 T014 Abarth	231,3
5	35 BAPTISTE Nicolas	Tatuus F4 T014 Abarth	230,8
6	41 RIED Jonas	Tatuus F4 T014 Abarth	230,3
7	70 TRAMNITZ Tim	Tatuus F4 T014 Abarth	229,8
8	86 VALINT Bence	Tatuus F4 T014 Abarth	229,3
9	19 GRAY Oliver	Tatuus F4 T014 Abarth	228,8
10	11 REVESZ Levente	Tatuus F4 T014 Abarth	228,3
11	15 BEDRIN Nikita	Tatuus F4 T014 Abarth	228,3
12	13 DUF EK Joshua	Tatuus F4 T014 Abarth	227,8
13	73 ARMANNI Pietro	Tatuus F4 T014 Abarth	227,8
14	84 SIMONAZZI Francesco	Tatuus F4 T014 Abarth	227,8
15	88 AL QUBAIS I Hamda	Tatuus F4 T014 Abarth	227,8
16	99 ANTONELLI Kimi Andrea	Tatuus F4 T014 Abarth	227,8
17	23 ZUNIGA Erick	Tatuus F4 T014 Abarth	227,8
18	77 PERINO Pedro	Tatuus F4 T014 Abarth	226,9
19	20 LAURSEN Conrad	Tatuus F4 T014 Abarth	226,9
20	25 BEN Samir	Tatuus F4 T014 Abarth	226,9
21	72 FORNAROLI Leonardo	Tatuus F4 T014 Abarth	226,9
22	7 SMAL Kirill	Tatuus F4 T014 Abarth	225,9
23	37 SZTUKA Kacper	Tatuus F4 T014 Abarth	225,0
24	83 WEUG Maya	Tatuus F4 T014 Abarth	224,5
25	24 WISNICKI Piotr	Tatuus F4 T014 Abarth	223,6
26	6 MONTOYA Sebastian	Tatuus F4 T014 Abarth	223,1
27	87 BEARMAN Oliver	Tatuus F4 T014 Abarth	222,2

SEG. 1

1	70 TRAMNITZ Tim	37.571
2	10 DÜR KSEN Joshua	37.741
3	15 BEDRIN Nikita	37.771
4	72 FORNAROLI Leonardo	37.805
5	7 SMAL Kirill	37.840
6	6 MONTOYA Sebastian	37.903
7	13 DUF EK Joshua	37.904
8	87 BEARMAN Oliver	37.904
9	99 ANTONELLI Kimi Andrea	37.906
10	86 VALINT Bence	37.942
11	11 REVESZ Levente	37.958
12	23 ZUNIGA Erick	37.960
13	20 LAURSEN Conrad	37.976
14	12 PATRESE Lorenzo	38.000
15	41 RIED Jonas	38.002
16	77 PERINO Pedro	38.037
17	88 AL QUBAIS I Hamda	38.067
18	24 WISNICKI Piotr	38.119
19	73 ARMANNI Pietro	38.158
20	35 BAPTISTE Nicolas	38.256
21	27 GARC IARCE DAVILA J	38.298
22	19 GRAY Oliver	38.376
23	83 WEUG Maya	38.440
24	28 BRASCHI Francesco	38.542
25	25 BEN Samir	38.574
26	84 SIMONAZZI Francesco	38.579
27	17 BIZZOTTO Leonardo	38.640
28	37 SZTUKA Kacper	38.784

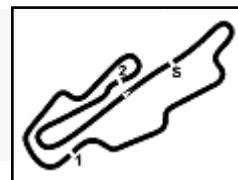
SEG. 2

1	99 ANTONELLI Kimi Andrea	32.312
2	13 DUF EK Joshua	32.336
3	72 FORNAROLI Leonardo	32.370
4	6 MONTOYA Sebastian	32.375
5	87 BEARMAN Oliver	32.418
6	7 SMAL Kirill	32.423
7	86 VALINT Bence	32.448
8	12 PATRESE Lorenzo	32.478
9	15 BEDRIN Nikita	32.490
10	11 REVESZ Levente	32.524
11	70 TRAMNITZ Tim	32.592
12	23 ZUNIGA Erick	32.596
13	10 DÜR KSEN Joshua	32.650
14	24 WISNICKI Piotr	32.658
15	20 LAURSEN Conrad	32.767
16	77 PERINO Pedro	32.774
17	84 SIMONAZZI Francesco	32.776
18	35 BAPTISTE Nicolas	32.809
19	88 AL QUBAIS I Hamda	32.836
20	73 ARMANNI Pietro	32.875
21	83 WEUG Maya	33.019
22	41 RIED Jonas	33.090
23	19 GRAY Oliver	33.099
24	28 BRASCHI Francesco	33.114
25	27 GARC IARCE DAVILA J	33.155
26	17 BIZZOTTO Leonardo	33.219
27	37 SZTUKA Kacper	33.233
28	25 BEN Samir	33.624

SEG. 3

1	12 PATRESE Lorenzo	39.159
2	13 DUF EK Joshua	39.186
3	15 BEDRIN Nikita	39.191
4	7 SMAL Kirill	39.214
5	10 DÜR KSEN Joshua	39.217
6	70 TRAMNITZ Tim	39.246
7	20 LAURSEN Conrad	39.248
8	86 VALINT Bence	39.269
9	11 REVESZ Levente	39.274
10	6 MONTOYA Sebastian	39.296
11	41 RIED Jonas	39.330
12	87 BEARMAN Oliver	39.349
13	99 ANTONELLI Kimi Andrea	39.353
14	77 PERINO Pedro	39.423
15	72 FORNAROLI Leonardo	39.440
16	23 ZUNIGA Erick	39.462
17	88 AL QUBAIS I Hamda	39.477
18	27 GARC IARCE DAVILA J	39.492
19	19 GRAY Oliver	39.536
20	28 BRASCHI Francesco	39.590
21	24 WISNICKI Piotr	39.605
22	35 BAPTISTE Nicolas	39.640
23	37 SZTUKA Kacper	39.699
24	73 ARMANNI Pietro	39.722
25	17 BIZZOTTO Leonardo	39.745
26	83 WEUG Maya	39.768
27	84 SIMONAZZI Francesco	39.835
28	25 BEN Samir	39.845





ACI Racing Weekend Mugello, 09-10 Ottobre 2021
Italian F4 Championship by Abarth - Chronological Analysis Race 2

Aut.Int. Mugello 5.245 m

Start at 9:43'55.941

1 / 5

6 S. MONTOYA (1'49.508)						
Lap	Seg.1	Seg.2	Seg.3	Lap Time	km/h	Local Time
1				1'57.004		9:45'52.945
2				1'50.682		9:47'43.627
3	37.792	32.359	39.357	1'49.508		9:49'33.135
4	38.051	34.569	52.411	2'05.031	217,7	9:51'38.166
5	1'03.167	1'08.310	1'14.838	3'26.315	129,2	9:55'04.481
6	1'00.414	55.576	1'04.059	3'00.049	173,4	9:58'04.530
7	38.613	32.536	39.328	1'50.477	215,6	9:59'55.007
8	37.903	32.447	39.479	1'49.829	219,1	10:01'44.836
9	37.937	32.516	39.379	1'49.832	217,3	10:03'34.668
10	37.976	32.375	39.436	1'49.787	217,7	10:05'24.455
11	38.166	32.481	39.520	1'50.167	216,9	10:07'14.622
12	39.356	32.776	39.763	1'51.895	219,5	10:09'06.517
13	38.785	32.679	39.371	1'50.835	218,2	10:10'57.352
14	38.027	32.603	39.356	1'49.986	223,1	10:12'47.338
15	38.362	32.550	39.296	1'50.208	222,7	10:14'37.546
16	38.196	32.714	39.448	1'50.358	220,4	10:16'27.904
Race Time 32'31.963						

3	38.730	33.740	39.665	1'52.135		9:49'47.239
4	39.164	35.909	48.339	2'03.412	224,5	9:51'50.651
5	1'05.046	1'06.742	1'19.172	3'30.960	135,8	9:55'21.611
6	55.461	54.719	58.151	2'48.331	168,8	9:58'09.942
7	39.081	34.097	39.576	1'52.754	223,6	10:00'02.696
8	38.130	32.742	39.574	1'50.446	228,3	10:01'53.142
9	39.318	32.878	39.377	1'51.573	220,0	10:03'44.715
10	38.005	32.631	39.275	1'49.911	223,1	10:05'34.626
11	38.251	32.868	39.380	1'50.499	225,5	10:07'25.125
12	38.387	33.260	39.370	1'51.017	228,3	10:09'16.142
13	37.973	32.524	39.274	1'49.771	226,9	10:11'05.913
14	37.958	32.823	39.316	1'50.097	221,3	10:12'56.010
15	38.029	32.810	39.375	1'50.214	221,3	10:14'46.224
16	38.266	33.133	39.604	1'51.003	219,5	10:16'37.227
Race Time 32'41.286						

7 K. SMAL (1'49.594)						
Lap	Seg.1	Seg.2	Seg.3	Lap Time	km/h	Local Time
1				1'58.717		9:45'54.658
2				1'50.265		9:47'44.923
3	37.891	32.670	39.344	1'49.905		9:49'34.828
4	38.153	34.863	52.275	2'05.291	223,6	9:51'40.119
5	1'03.391	1'07.947	1'16.245	3'27.583	145,2	9:55'07.702
6	59.211	55.253	1'03.535	2'57.999	192,5	9:58'05.701
7	38.734	32.819	39.423	1'50.976	220,4	9:59'56.677
8	37.938	32.471	39.331	1'49.740	225,5	10:01'46.417
9	38.097	32.631	39.510	1'50.238	222,2	10:03'36.655
10	37.957	32.423	39.214	1'49.594	224,5	10:05'26.249
11	37.840	32.473	39.429	1'49.742	225,9	10:07'15.991
12	38.327	33.288	39.443	1'51.058	221,3	10:09'07.049
13	38.535	32.787	39.395	1'50.717	223,6	10:10'57.766
14	38.057	32.644	39.266	1'49.967	225,0	10:12'47.733
15	38.314	32.740	39.438	1'50.492	225,0	10:14'38.225
16	38.092	32.720	39.715	1'50.527	222,2	10:16'28.752
Race Time 32'32.811						

12 L. PATRESE (1'49.637)						
Lap	Seg.1	Seg.2	Seg.3	Lap Time	km/h	Local Time
1				2'02.996		9:45'58.937
2				1'51.096		9:47'50.033
3	38.264	32.739	39.352	1'50.355		9:49'40.388
4	38.332	35.545	51.983	2'05.860	219,1	9:51'46.248
5	1'04.926	1'06.939	1'17.071	3'28.936	114,2	9:55'15.184
6	57.938	54.946	59.647	2'52.531	151,5	9:58'07.715
7	38.796	33.555	39.375	1'51.726	225,5	9:59'59.441
8	38.136	32.821	39.322	1'50.279	228,8	10:01'49.720
9	38.196	32.937	39.263	1'50.396	224,5	10:03'40.116
10	38.205	32.741	39.270	1'50.216	229,8	10:05'30.332
11	38.000	32.478	39.159	1'49.637	231,3	10:07'19.969
12	38.134	32.641	39.385	1'50.160	228,8	10:09'10.129
13	38.403	32.877	39.530	1'50.810	227,8	10:11'00.939
14	38.389	32.997	39.403	1'50.789	225,5	10:12'51.728
15	38.303	33.032	39.495	1'50.830	230,8	10:14'42.558
16	38.642	33.925	39.608	1'52.175	231,3	10:16'34.733
Race Time 32'38.792						

10 J. DÜRKSEN (1'49.865)						
Lap	Seg.1	Seg.2	Seg.3	Lap Time	km/h	Local Time
1				1'59.346		9:45'55.287
2				1'50.098		9:47'45.385
3	37.741	32.942	39.305	1'49.988		9:49'35.373
4	37.887	35.300	52.017	2'05.204	225,9	9:51'40.577
5	1'04.325	1'07.170	1'16.088	3'27.583	137,8	9:55'08.160
6	59.800	54.731	1'03.138	2'57.669	193,9	9:58'05.829
7	38.921	32.973	39.329	1'51.223	227,4	9:59'57.052
8	37.952	32.875	39.349	1'50.176	228,3	10:01'47.228
9	37.919	32.650	39.296	1'49.865	224,1	10:03'37.093
10	37.898	32.814	39.536	1'50.248	226,9	10:05'27.341
11	38.349	32.783	39.217	1'50.349	223,6	10:07'17.690
12	37.905	32.881	39.480	1'50.266	225,5	10:09'07.956
13	38.286	32.995	39.422	1'50.703	231,3	10:10'58.659
14	38.225	32.873	39.612	1'50.710	225,0	10:12'49.369
15	38.299	32.954	39.390	1'50.643	223,6	10:14'40.012
16	38.347	32.979	39.665	1'50.991	220,9	10:16'31.003
Race Time 32'35.062						

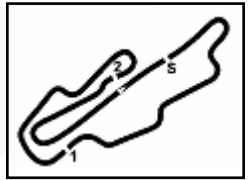
13 J. DUFEEK (1'49.457)						
Lap	Seg.1	Seg.2	Seg.3	Lap Time	km/h	Local Time
1				1'58.021		9:45'53.962
2				1'50.531		9:47'44.493
3	38.038	32.486	39.255	1'49.779		9:49'34.272
4	38.405	34.319	52.317	2'05.041	218,2	9:51'39.313
5	1'03.678	1'07.942	1'15.544	3'27.164	142,1	9:55'06.477
6	1'00.125	54.994	1'03.788	2'58.907	178,2	9:58'05.384
7	38.681	32.800	39.397	1'50.878	222,2	9:59'56.262
8	37.976	32.449	39.193	1'49.618	225,5	10:01'45.880
9	37.918	32.353	39.186	1'49.457	224,5	10:03'35.337
10	37.904	32.336	39.357	1'49.597	222,7	10:05'24.934
11	38.223	32.488	39.235	1'49.946	222,7	10:07'14.880
12	39.286	33.095	39.327	1'51.708	227,8	10:09'06.588
13	38.163	32.734	39.369	1'50.266	220,9	10:10'56.854
14	37.941	32.600	39.348	1'49.889	219,5	10:12'46.743
15	38.086	32.599	39.358	1'50.043	218,6	10:14'36.786
16	38.148	32.702	39.601	1'50.451	217,7	10:16'27.237
Race Time 32'31.296						

11 L. REVESZ (1'49.771)						
Lap	Seg.1	Seg.2	Seg.3	Lap Time	km/h	Local Time
1				2'06.287		9:46'02.228
2				1'52.876		9:47'55.104

15 N. BEDRIN (1'49.503)						
Lap	Seg.1	Seg.2	Seg.3	Lap Time	km/h	Local Time
1				2'01.051		9:45'56.992
2				1'49.955		9:47'46.947
3	37.801	32.498	39.277	1'49.576		9:49'36.523
4	37.899	35.928	51.847	2'05.674	226,4	9:51'42.197
5	1'04.960	1'07.252	1'16.720	3'28.932	130,8	9:55'11.129
6	58.874	54.213	1'02.544	2'55.631	164,6	9:58'06.760

10/10/2021

P = Pits In/Out - C = Lap Time Cancelled



ACI Racing Weekend Mugello, 09-10 Ottobre 2021
Italian F4 Championship by Abarth - Chronological Analysis Race 2

Aut.Int. Mugello 5.245 m

Start at 9:43'55.941

2 / 5

7	38.929	33.180	39.313	1'51.422	224,1	9:59'58.182	11	37.981	32.767	39.465	1'50.213	225,9	10:07'27.340
8	37.992	32.790	39.260	1'50.042	227,8	10:01'48.224	12	38.062	32.801	39.377	1'50.240	223,1	10:09'17.580
9	38.400	32.490	39.191	1'50.081	222,7	10:03'38.305	13	37.985	33.240	39.335	1'50.560	225,9	10:11'08.140
10	37.771	32.502	39.230	1'49.503	223,1	10:05'27.808	14	38.842	33.311	39.592	1'51.745	224,1	10:12'59.885
11	38.379	33.025	39.210	1'50.614	227,8	10:07'18.422	15	38.655	32.915	40.238	1'51.808	222,7	10:14'51.693
12	37.897	32.822	39.403	1'50.122	228,3	10:09'08.544	16	38.513	33.001	39.618	1'51.132	219,1	10:16'42.825
13	38.419	33.634	39.220	1'51.273	227,8	10:10'59.817							Race Time 32'46.884
14	37.934	32.838	39.368	1'50.140	226,4	10:12'49.957							
15	38.308	33.051	39.314	1'50.673	226,9	10:14'40.630							
16	38.705	33.118	39.383	1'51.206	227,4	10:16'31.836							

17 L. BIZZOTTO (1'51.817)						
Lap	Seg.1	Seg.2	Seg.3	Lap Time	km/h	Local Time
1				2'05.794		9:46'01.735
2				1'52.823		9:47'54.558
3	38.932	33.435	39.875	1'52.242		9:49'46.800
4	39.051	35.336	48.127	2'02.514	220,0	9:51'49.314
5	1'05.282	1'06.604	1'18.108	3'29.994	110,8	9:55'19.308
6	56.397	55.189	58.284	2'49.870	175,9	9:58'09.178
7	39.718	34.005	39.969	1'53.692	221,3	10:00'02.870
8	38.860	33.618	40.054	1'52.532	231,8	10:01'55.402
9	38.693	33.646	39.915	1'52.254	220,0	10:03'47.656
10	39.189	33.219	39.871	1'52.279	220,4	10:05'39.935
11	39.153	33.489	39.903	1'52.545	220,4	10:07'32.480
12	39.121	33.718	39.951	1'52.790	221,3	10:09'25.270
13	38.841	33.462	39.745	1'52.048	221,8	10:11'17.318
14	38.640	33.314	39.863	1'51.817	222,2	10:13'09.135
15	39.589	33.528	39.941	1'53.058	221,8	10:15'02.193
16	39.314	33.608	39.962	1'52.884	218,6	10:16'55.077

23 E. ZUNIGA (1'50.184)						
Lap	Seg.1	Seg.2	Seg.3	Lap Time	km/h	Local Time
1				2'02.891		9:45'58.832
2				1'53.583		9:47'52.415
3	38.161	32.659	39.483	1'50.303		9:49'42.718
4	37.960	35.712	51.537	2'05.209	223,6	9:51'47.927
5	1'04.450	1'07.160	1'17.492	3'29.102	106,3	9:55'17.029
6	57.104	55.142	59.237	2'51.483	154,5	9:58'08.512
7	39.156	33.476	39.576	1'52.208	227,8	10:00'00.720
8	38.705	33.201	39.514	1'51.420	227,4	10:01'52.140
9	38.136	32.770	39.518	1'50.424	225,0	10:03'42.564
10	38.053	32.658	39.569	1'50.280	226,9	10:05'32.844
11	38.120	32.596	39.468	1'50.184	221,8	10:07'23.028
12	37.978	32.755	39.462	1'50.195	222,2	10:09'13.223
13	38.047	32.741	39.624	1'50.412	223,1	10:11'03.635
14	38.186	32.874	39.525	1'50.585	223,1	10:12'54.220
15	38.130	32.967	39.609	1'50.706	223,1	10:14'44.926
16	38.423	33.326	39.799	1'51.548	221,3	10:16'36.474

24 P. WISNICKI (1'50.766)						
Lap	Seg.1	Seg.2	Seg.3	Lap Time	km/h	Local Time
1				2'02.278		9:45'58.219
2				1'51.261		9:47'49.480
3	38.335	32.826	39.605	1'50.766		9:49'40.246
4	38.119	34.391	51.913	2'04.423	219,5	9:51'44.669
5	1'05.576	1'06.667	1'16.694	3'28.937	121,2	9:55'13.606
6	58.500	55.244	1'00.195	2'53.939	155,2	9:58'07.545
7	39.556	33.269	39.853	1'52.678	223,6	10:00'00.223
8	38.611	32.844	39.752	1'51.207	222,7	10:01'51.430
9	38.490	32.658	39.641	1'50.789	216,9	10:03'42.219
10	38.935	32.746	39.742	1'51.423	218,6	10:05'33.642
11	38.442	32.800	39.625	1'50.867	221,3	10:07'24.509
12	38.538	32.963	39.784	1'51.285	220,4	10:09'15.794
13	39.078	33.151	39.778	1'52.007	219,1	10:11'07.801
14	38.803	33.311	39.986	1'52.100	220,4	10:12'59.901
15	39.258	33.364	39.791	1'52.413	223,6	10:14'52.314
16	38.910	33.292	40.023	1'52.225	220,0	10:16'44.539

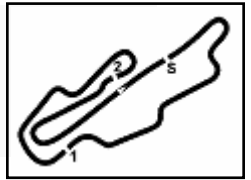
19 O. GRAY (1'51.313)						
Lap	Seg.1	Seg.2	Seg.3	Lap Time	km/h	Local Time
1				2'09.249		9:46'05.190
2				1'52.503		9:47'57.693
3	38.408	33.899	39.557	1'51.864		9:49'49.557
4	40.078	37.232	49.257	2'06.567	227,4	9:51'56.124
5	1'04.217	1'07.199	1'18.279	3'29.695	161,7	9:55'25.819
6	56.053	54.729	55.223	2'46.005	151,0	9:58'11.824
7	39.787	33.949	40.282	1'54.018	226,9	10:00'05.842
8	39.790	33.572	39.723	1'53.085	226,9	10:01'58.927
9	38.571	33.099	39.643	1'51.313	219,5	10:03'50.240
10	38.864	33.261	39.694	1'51.819	224,1	10:05'42.059
11	38.791	33.241	39.536	1'51.568	226,9	10:07'33.627
12	39.026	33.481	40.206	1'52.713	226,4	10:09'26.340
13	38.376	33.448	39.642	1'51.466	228,8	10:11'17.806
14	38.600	33.280	39.761	1'51.641	224,5	10:13'09.447
15	39.384	33.787	39.667	1'52.838	226,4	10:15'02.285
16	39.474	33.706	39.736	1'52.916	220,4	10:16'55.201

25 S. BEN (1'52.424)						
Lap	Seg.1	Seg.2	Seg.3	Lap Time	km/h	Local Time
1				2'06.810		9:46'02.751
2				1'53.260		9:47'56.011
3	38.969	33.624	40.008	1'52.601		9:49'48.612
4	39.307	37.463	49.419	2'06.189	226,9	9:51'54.801
5	1'04.152	1'06.969	1'18.564	3'29.685	161,0	9:55'24.486
6	55.665	55.138	56.094	2'46.897	171,2	9:58'11.383
7	39.623	33.898	40.042	1'53.563	222,7	10:00'04.946
8	41.953			1'43.157P	225,5	10:01'48.103
9	48.673	37.533	40.157	2'06.363P	152,3	10:03'54.466
10	39.136	33.731	39.875	1'52.742	217,7	10:05'47.208
11	38.663	33.798	39.963	1'52.424	218,2	10:07'39.632
12	38.574	33.916	40.106	1'52.596	217,7	10:09'32.228
13	38.619	34.010	39.978	1'52.607	219,1	10:11'24.835
14	38.790	33.812	39.845	1'52.447	218,2	10:13'17.282

20 C. LAURSEN (1'50.213)						
Lap	Seg.1	Seg.2	Seg.3	Lap Time	km/h	Local Time
1				2'10.707		9:46'06.648
2				1'50.412		9:47'57.060
3	38.380	33.466	39.611	1'51.457		9:49'48.517
4	39.180	37.122	49.257	2'05.559	226,9	9:51'54.076
5	1'04.418	1'06.902	1'18.687	3'30.007	157,2	9:55'24.083
6	55.514	55.117	56.616	2'47.247	173,4	9:58'11.330
7	38.950	33.823	39.787	1'52.560	220,0	10:00'03.890
8	39.481	33.225	39.748	1'52.454	223,1	10:01'56.344
9	38.004	33.095	39.248	1'50.347	226,9	10:03'46.691
10	37.976	33.134	39.326	1'50.436	226,4	10:05'37.127

10/10/2021

P = Pits In/Out - C = Lap Time Cancelled



ACI Racing Weekend Mugello, 09-10 Ottobre 2021
Italian F4 Championship by Abarth - Chronological Analysis Race 2

Aut.Int. Mugello 5.245 m

Start at 9:43'55.941

3 / 5

15	38.778	34.083	39.912	1'52.773	218,2	10:15'10.055
16	38.850	34.776	40.204	1'53.830	216,0	10:17'03.885

Race Time 33'07.944 + 2'00.000Pen

27 J. GARCJARCE DAVILA (1'51.291)

Lap	Seg.1	Seg.2	Seg.3	Lap Time	km/h	Local Time
1				2'07.457		9:46'03.398
2				1'53.634		9:47'57.032
3	38.800	33.807	39.492	1'52.099		9:49'49.131
4	40.579	37.414	49.426	2'07.419	222,2	9:51'56.550
5	1'04.387	1'06.859	1'18.723	3'29.969	166,7	9:55'26.519
6	55.880	54.775	55.136	2'45.791	166,9	9:58'12.310
7	39.574	33.903	39.977	1'53.454	227,8	10:00'05.764
8	40.185	33.985	39.790	1'53.960	227,4	10:01'59.724
9	38.582	33.479	39.953	1'52.014	223,6	10:03'51.738
10	38.466	33.155	39.670	1'51.291	221,8	10:05'43.029
11	38.298	33.394	39.649	1'51.341	223,1	10:07'34.370
12	38.578	33.470	40.009	1'52.057	225,9	10:09'26.427
13	39.240	33.619	39.605	1'52.464	231,8	10:11'18.891
14	38.814	33.405	39.809	1'52.028	227,4	10:13'10.919
15	39.339	33.491	40.055	1'52.885	224,5	10:15'03.804
16	39.239	33.613	40.094	1'52.946	218,2	10:16'56.750

Race Time 33'00.809

28 F. BRASCHI (1'51.246)

Lap	Seg.1	Seg.2	Seg.3	Lap Time	km/h	Local Time
1				2'07.554		9:46'03.495
2				1'52.614		9:47'56.109
3	38.583	33.742	39.763	1'52.088		9:49'48.197
4	38.769	36.895	48.256	2'03.920		9:51'52.117
5	1'05.054	1'07.237	1'18.570	3'30.861		9:55'22.978
6	55.544	55.167	56.825	2'47.536		9:58'10.514
7	39.363	33.990	39.918	1'53.271		10:00'03.785
8	39.071	33.594	39.962	1'52.627		10:01'56.412
9	38.542	33.114	39.590	1'51.246		10:03'47.658

Race Time 19'51.717

35 N. BAPTISTE (1'50.923)

Lap	Seg.1	Seg.2	Seg.3	Lap Time	km/h	Local Time
1				2'06.452		9:46'02.393
2				1'53.502		9:47'55.895
3	39.458	33.975	39.767	1'53.200		9:49'49.095
4	39.089	37.965	49.380	2'06.434	225,5	9:51'55.529
5	1'04.031	1'07.088	1'18.673	3'29.792	168,0	9:55'25.321
6	55.685	54.972	55.802	2'46.459	155,4	9:58'11.780
7	39.602	33.967	39.848	1'53.417	224,1	10:00'05.197
8	39.836	33.146	40.074	1'53.056	230,8	10:01'58.253
9	38.529	32.957	39.694	1'51.180	219,1	10:03'49.433
10	38.849	33.253	39.748	1'51.850	224,5	10:05'41.283
11	38.344	33.207	39.987	1'51.538	223,1	10:07'32.821
12	38.403	32.809	39.711	1'50.923	225,0	10:09'23.744
13	38.409	32.970	39.640	1'51.019	220,9	10:11'14.763
14	38.256	33.265	39.749	1'51.270	222,7	10:13'06.033
15	38.739	33.637	39.941	1'52.317	224,5	10:14'58.350
16	39.635	34.005	39.920	1'53.560	221,3	10:16'51.910

Race Time 32'55.969

37 K. SZTUKA (1'52.181)

Lap	Seg.1	Seg.2	Seg.3	Lap Time	km/h	Local Time
1				2'05.841		9:46'01.782
2				1'53.073		9:47'54.855
3	38.853	33.623	39.762	1'52.238		9:49'47.093
4	39.054	35.517	48.312	2'02.883	225,0	9:51'49.976
5	1'05.238	1'06.529	1'19.236	3'31.003	130,0	9:55'20.979

6	55.535	54.940	58.405	2'48.880	174,5	9:58'09.859
7	39.495	34.123	40.286	1'53.904	218,6	10:00'03.763
8	38.787	33.394	40.157	1'52.338	220,4	10:01'56.101
9	39.371	33.233	39.970	1'52.574	220,0	10:03'48.675
10	39.162	33.397	39.992	1'52.551	222,2	10:05'41.226
11	38.906	33.384	39.891	1'52.181	220,4	10:07'33.407
12	39.077	33.533	40.177	1'52.787	224,1	10:09'26.194
13	39.183	33.496	39.699	1'52.378	223,1	10:11'18.572
14	38.784	33.450	40.047	1'52.281	223,6	10:13'10.853
15	38.948	33.655	40.343	1'52.946	221,8	10:15'03.799
16	39.090	33.565	40.202	1'52.857	217,3	10:16'56.656

Race Time 33'00.715

41 J. RIED (1'50.422)

Lap	Seg.1	Seg.2	Seg.3	Lap Time	km/h	Local Time
1				4'13.940		9:48'09.881
2	39.104	33.519	39.848	1'52.471	220,4	9:50'02.352
3	39.188	35.657	40.719	1'55.564	219,5	9:51'57.916
4	1'04.011	1'06.819	1'18.733	3'29.563	163,6	9:55'27.479
5	55.511	54.937	54.783	2'45.231	160,5	9:58'12.710
6	39.569	33.987	39.800	1'53.356	228,3	10:00'06.066
7	39.774	33.846	39.671	1'53.291	229,8	10:01'59.357
8	38.625	33.209	39.342	1'51.176	225,0	10:03'50.533
9	38.163	33.229	39.675	1'51.067	230,3	10:05'41.600
10	38.929	33.382	39.621	1'51.932	229,3	10:07'33.532
11	38.309	33.690	39.878	1'51.877	228,3	10:09'25.409
12	38.002	33.090	39.330	1'50.422	226,9	10:11'15.831
13	38.117	33.280	39.682	1'51.079	225,5	10:13'06.910
14	38.451	33.548	39.606	1'51.605	225,5	10:14'58.515
15	39.267	33.864	39.881	1'53.012	225,9	10:16'51.527

Race Time 32'55.586

68 S. RAMOS REYNOSO (1'51.585)

Lap	Seg.1	Seg.2	Seg.3	Lap Time	km/h	Local Time
1				2'00.792		9:45'56.733
2				1'51.585		9:47'48.318

Race Time 3'52.377

70 T. TRAMNITZ (1'49.669)

Lap	Seg.1	Seg.2	Seg.3	Lap Time	km/h	Local Time
1				2'00.426		9:45'56.367
2				1'49.669		9:47'46.036
3	37.873	32.592	39.610	1'50.075		9:49'36.111
4	37.937	35.673	51.850	2'05.460	226,9	9:51'41.571
5	1'04.608	1'07.460	1'16.439	3'28.507	141,9	9:55'10.078
6	59.290	54.365	1'02.660	2'56.315	191,8	9:58'06.393
7	39.140	32.935	39.361	1'51.436	223,1	9:59'57.829
8	37.571	32.678	39.544	1'49.793	227,4	10:01'47.622
9	37.846	32.647	39.367	1'49.860	223,1	10:03'37.482
10	37.835	32.816	39.338	1'49.989	224,5	10:05'27.471
11	38.338	33.005	39.247	1'50.590	225,5	10:07'18.061
12	37.951	32.801	39.246	1'49.998	225,5	10:09'08.059
13	38.358	33.135	39.520	1'51.013	229,8	10:10'59.072
14	38.097	32.834	39.417	1'50.348	225,5	10:12'49.420
15	38.587	32.907	39.445	1'50.939	223,1	10:14'40.359
16	38.809	32.773	39.432	1'51.014	223,6	10:16'31.373

Race Time 32'35.432

72 L. FORNAROLI (1'49.743)

Lap	Seg.1	Seg.2	Seg.3	Lap Time	km/h	Local Time
1				1'59.622		9:45'55.563
2				1'50.211		9:47'45.774
3	37.805	32.762	39.519	1'50.086		9:49'35.860
4	37.894	35.304	52.118	2'05.316	223,1	9:51'41.176

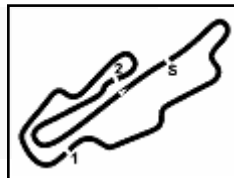
10/10/2021

P = Pits In/Out - C = Lap Time Cancelled



Powered by FICr PERUGIA TIMING





ACI Racing Weekend Mugello, 09-10 Ottobre 2021
Italian F4 Championship by Abarth - Chronological Analysis Race 2

Aut.Int. Mugello 5.245 m

Start at 9:43'55.941

4 / 5

5	1'04.521	1'07.135	1'16.300	3'27.956	134,0	9:55'09.132	9	38.523	33.101	39.768	1'51.392	217,3	10:03'45.985
6	59.624	54.443	1'02.719	2'56.786	186,9	9:58'05.918	10	38.471	33.019	40.049	1'51.539	219,5	10:05'37.524
7	39.464	32.752	39.550	1'51.766	224,5	9:59'57.684	11	38.500	33.462	39.966	1'51.928	223,1	10:07'29.452
8	38.218	32.609	39.652	1'50.479	223,1	10:01'48.163	12	38.440	33.332	39.834	1'51.606	221,8	10:09'21.058
9	38.791	32.568	39.514	1'50.873	221,3	10:03'39.036	13	39.090	33.590	40.019	1'52.699	221,3	10:11'13.757
10	37.913	32.370	39.460	1'49.743	221,8	10:05'28.779	14	38.570	33.254	39.875	1'51.699	221,3	10:13'05.456
11	37.998	32.779	39.533	1'50.310	221,8	10:07'19.089	15	39.036	33.480	39.855	1'52.371	224,5	10:14'57.827
12	37.916	32.589	39.641	1'50.146	224,1	10:09'09.235	16	39.293	33.481	40.019	1'52.793	221,8	10:16'50.620
13	38.235	33.388	39.570	1'51.193	224,5	10:11'00.428							Race Time 32'54.679
14	38.189	32.970	39.440	1'50.599	225,5	10:12'51.027							
15	38.395	32.912	39.515	1'50.822	226,9	10:14'41.849							
16	38.444	32.924	39.567	1'50.935	224,5	10:16'32.784							

Race Time 32'36.843

73 P. ARMANI (1'51.018)

Lap	Seg.1	Seg.2	Seg.3	Lap Time	km/h	Local Time
1				2'06.223		9:46'02.164
2				1'53.262		9:47'55.426
3	39.008	33.881	40.097	1'52.986		9:49'48.412
4	39.077	37.102	49.040	2'05.219	227,8	9:51'53.631
5	1'04.387	1'06.863	1'18.505	3'29.755	159,3	9:55'23.386
6	55.695	55.191	57.021	2'47.907	175,0	9:58'11.293
7	39.478	33.975	40.107	1'53.560	223,6	10:00'04.853
8	42.095	37.148	1'31.272	2'50.515P	224,1	10:02'55.368
9	45.639	33.977	40.014	1'59.630P	158,1	10:04'54.998
10	38.676	33.435	39.722	1'51.833	216,9	10:06'46.831
11	38.429	33.145	39.930	1'51.504	216,4	10:08'38.335
12	38.369	33.061	40.122	1'51.552	216,9	10:10'29.887
13	38.158	32.875	39.985	1'51.018	218,6	10:12'20.905
14	38.264	33.375	40.107	1'51.746	216,4	10:14'12.651
15	38.683	33.498	40.021	1'52.202	216,9	10:16'04.853
16	38.708	34.022	39.919	1'52.649	216,4	10:17'57.502

Race Time 34'01.561

77 P. PERINO (1'50.234)

Lap	Seg.1	Seg.2	Seg.3	Lap Time	km/h	Local Time
1				2'06.740		9:46'02.681
2				1'52.898		9:47'55.579
3	38.535	33.603	39.624	1'51.762		9:49'47.341
4	39.292	36.716	48.054	2'04.062	226,9	9:51'51.403
5	1'05.310	1'07.368	1'18.332	3'31.010	152,1	9:55'22.413
6	55.624	55.076	56.971	2'47.671	166,7	9:58'10.084
7	39.532	34.061	40.116	1'53.709	223,6	10:00'03.793
8	39.956	33.182	39.843	1'52.981	221,3	10:01'56.774
9	38.924	33.314	39.667	1'51.905	226,9	10:03'48.679
10	38.659	33.179	39.598	1'51.436	222,2	10:05'40.115
11	38.360	32.985	39.443	1'50.788	225,9	10:07'30.903
12	38.037	32.774	39.423	1'50.234	222,7	10:09'21.137
13	38.624	33.478	39.444	1'51.546	224,5	10:11'12.683
14	38.478	33.087	39.600	1'51.165	222,2	10:13'03.848
15	38.193	32.959	39.557	1'50.709	222,2	10:14'54.557
16	38.426	32.957	39.440	1'50.823	220,0	10:16'45.380

Race Time 32'49.439

83 M. WEUG (1'51.392)

Lap	Seg.1	Seg.2	Seg.3	Lap Time	km/h	Local Time
1				2'05.397		9:46'01.338
2				1'52.412		9:47'53.750
3	39.312	33.394	40.077	1'52.783		9:49'46.533
4	38.625	35.347	48.310	2'02.282	218,2	9:51'48.815
5	1'04.631	1'07.084	1'18.172	3'29.887	111,6	9:55'18.702
6	56.505	54.969	58.962	2'50.436	169,5	9:58'09.138
7	39.225	33.714	40.244	1'53.183	219,5	10:00'02.321
8	38.930	33.416	39.926	1'52.272	221,3	10:01'54.593

84 F. SIMONAZZI (1'51.342)

Lap	Seg.1	Seg.2	Seg.3	Lap Time	km/h	Local Time
1				2'05.212		9:46'01.153
2				1'52.736		9:47'53.889
3	38.691	32.816	39.835	1'51.342		9:49'45.231
4	38.667	34.049	50.554	2'03.270	218,2	9:51'48.501
5	1'04.500	1'06.915	1'17.692	3'29.107	112,4	9:55'17.608
6	57.116	55.006	58.988	2'51.110	154,3	9:58'08.718
7	39.294	33.456	39.977	1'52.727	227,8	10:00'01.445
8	38.689	32.985	40.297	1'51.971	223,6	10:01'53.416
9	38.626	32.776	40.023	1'51.425	225,0	10:03'44.841
10	38.609	33.087	40.153	1'51.849	225,9	10:05'36.690
11	39.000	33.152	39.910	1'52.062	219,5	10:07'28.752
12	38.579	33.249	39.978	1'51.806	220,4	10:09'20.558
13	39.041	32.996	40.029	1'52.066	220,0	10:11'12.624
14	39.235	33.120	40.162	1'52.517	220,0	10:13'05.141
15	39.100	33.186	40.090	1'52.376	223,1	10:14'57.517
16	39.921	33.569	40.250	1'53.740	218,2	10:16'51.257

Race Time 32'55.316

86 B. VALINT (1'49.774)

Lap	Seg.1	Seg.2	Seg.3	Lap Time	km/h	Local Time
1				2'01.334		9:45'57.275
2				1'51.266		9:47'48.541
3	38.047	32.448	39.279	1'49.774		9:49'38.315
4	38.132	35.633	52.282	2'06.047	225,0	9:51'44.362
5	1'05.580	1'06.347	1'16.976	3'28.903	122,6	9:55'13.265
6	58.232	55.264	1'00.405	2'53.901	156,7	9:58'07.166
7	38.942	33.438	39.535	1'51.915	225,9	9:59'59.081
8	38.040	32.702	39.291	1'50.033	227,4	10:01'49.114
9	38.397	33.015	39.291	1'50.703	229,3	10:03'39.817
10	38.175	32.731	39.425	1'50.331	228,3	10:05'30.148
11	38.612	32.712	39.269	1'50.593	224,1	10:07'20.741
12	37.942	32.552	39.561	1'50.055	224,1	10:09'10.796
13	38.207	32.827	39.462	1'50.496	224,5	10:11'01.292
14	38.493	32.885	39.484	1'50.862	229,3	10:12'52.154
15	38.382	32.953	39.534	1'50.869	227,8	10:14'43.023

Race Time 30'47.082

87 O. BEARMAN (1'49.747)

Lap	Seg.1	Seg.2	Seg.3	Lap Time	km/h	Local Time
1				1'56.685		9:45'52.626
2				1'51.557		9:47'44.183
3	37.994	32.455	39.416	1'49.865		9:49'34.048
4	38.057	34.396	52.344	2'04.797	219,5	9:51'38.845
5	1'03.595	1'07.818	1'15.514	3'26.927	143,2	9:55'05.772
6	1'00.269	55.050	1'03.811	2'59.130	184,9	9:58'04.902
7	38.775	32.717	39.349	1'50.841	219,5	9:59'55.743
8	38.024	32.468	39.466	1'49.958	221,8	10:01'45.701
9	38.454	32.700	39.434	1'50.588	218,2	10:03'36.289
10	37.904	32.418	39.425	1'49.747	219,5	10:05'26.036
11	38.662	32.676	39.572	1'50.910	219,1	10:07'16.946
12	38.074	33.022	39.642	1'50.738	220,9	10:09'07.684
13	39.169	33.245	39.581	1'51.995	220,4	10:10'59.679

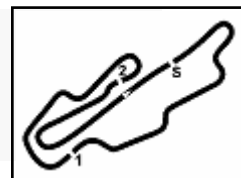
10/10/2021

P = Pits In/Out - C = Lap Time Cancelled



Powered by FICr PERUGIA TIMING





Aut.Int. Mugello 5.245 m

5 / 5

ACI Racing Weekend Mugello, 09-10 Ottobre 2021
Italian F4 Championship by Abarth - Chronological Analysis Race 2

Start at 9:43'55.941

14	38.559	33.025	39.537	1'51.121	221,8	10:12'50.800
15	38.270	32.942	39.457	1'50.669	222,2	10:14'41.469
16	38.306	33.059	39.768	1'51.133	220,4	10:16'32.602

Race Time 32'36.661

88 H. AL QUBAISI (1'50.537)

Lap	Seg.1	Seg.2	Seg.3	Lap Time	km/h	Local Time
1				2'03.666		9:45'59.607
2				1'51.647		9:47'51.254
3	38.124	32.880	39.533	1'50.537		9:49'41.791
4	38.244	35.640	51.759	2'05.643	221,8	9:51'47.434
5	1'04.309	1'07.111	1'16.912	3'28.332	119,6	9:55'15.766
6	57.826	55.057	59.517	2'52.400	163,9	9:58'08.166
7	39.282	33.348	39.596	1'52.226	227,4	10:00'00.392
8	38.787	32.996	39.672	1'51.455	225,9	10:01'51.847
9	38.916	33.126	39.623	1'51.665	223,6	10:03'43.512
10	38.067	33.091	39.477	1'50.635	223,1	10:05'34.147
11	38.359	32.836	39.481	1'50.676	225,5	10:07'24.823
12	38.461	33.082	39.508	1'51.051	227,8	10:09'15.874
13	39.388	33.171	39.686	1'52.245	222,2	10:11'08.119
14	39.301	33.266	39.683	1'52.250	226,4	10:13'00.369
15	39.113	33.622	39.566	1'52.301	224,5	10:14'52.670
16	39.006	33.567	39.632	1'52.205	224,5	10:16'44.875

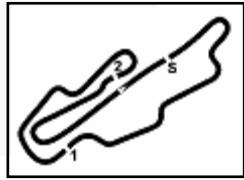
Race Time 32'48.934

99 K. ANTONELLI (1'49.789)

Lap	Seg.1	Seg.2	Seg.3	Lap Time	km/h	Local Time
1				2'01.121		9:45'57.062
2				1'51.066		9:47'48.128
3	38.001	32.312	39.476	1'49.789		9:49'37.917
4	37.906	35.188	51.812	2'04.906	220,4	9:51'42.823
5	1'06.450	1'05.840	1'16.818	3'29.108	123,4	9:55'11.931
6	58.657	55.011	1'01.240	2'54.908	170,3	9:58'06.839
7	38.971	33.382	39.463	1'51.816	222,7	9:59'58.655
8	37.986	32.728	39.476	1'50.190	225,9	10:01'48.845
9	38.404	32.816	39.470	1'50.690	224,1	10:03'39.535
10	38.078	32.530	39.439	1'50.047	225,5	10:05'29.582
11	38.031	32.650	39.353	1'50.034	223,1	10:07'19.616
12	37.931	32.726	39.730	1'50.387	224,5	10:09'10.003
13	38.218	32.992	39.625	1'50.835	223,6	10:11'00.838
14	38.261	32.859	39.477	1'50.597	226,4	10:12'51.435
15	38.350	32.989	39.561	1'50.900	227,8	10:14'42.335
16	38.777	33.689	39.950	1'52.416	223,6	10:16'34.751

Race Time 32'38.810

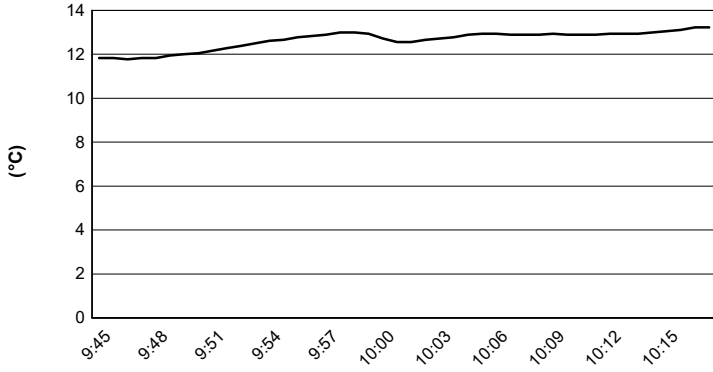




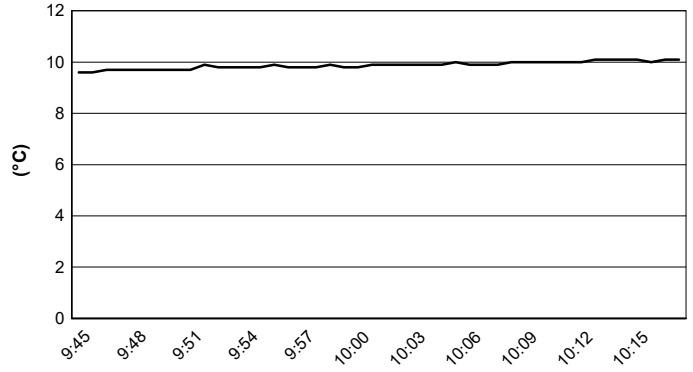
Aut.Int. Mugello 5.245 m

ACI Racing Weekend Mugello, 09-10 Ottobre 2021
Italian F4 Championship by Abarth - Weather Report Race 2
Session started 09:44 - Session ended 10:18

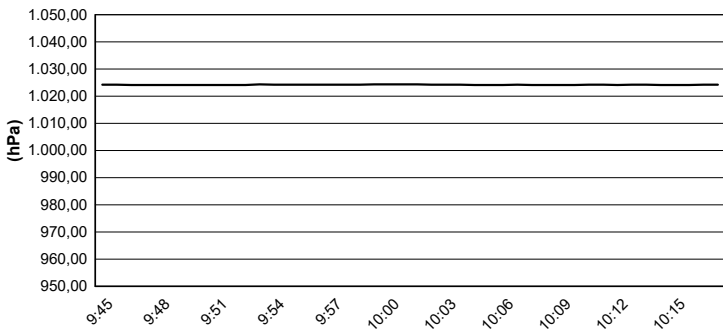
Air Temperature



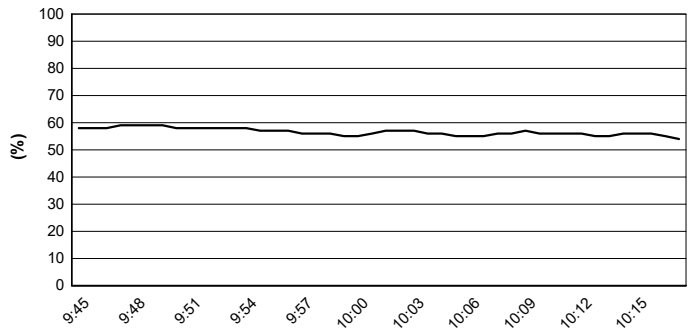
Track Temperature



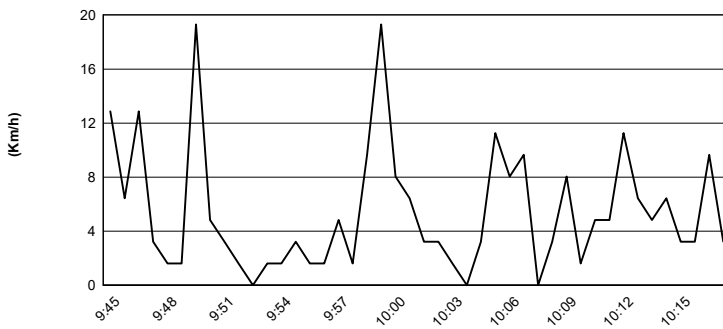
Air Pressure



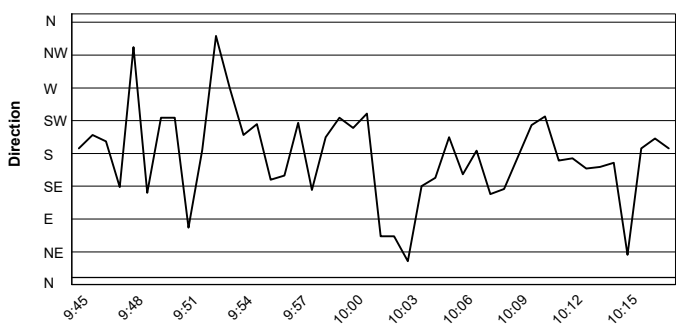
Humidity



Wind Speed

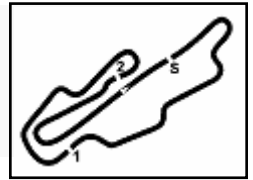


Wind Direction



10/10/2021





ACI Racing Weekend Mugello, 09-10 Ottobre 2021

Italian F4 Championship by Abarth - Starting Grid Race 2 (Duration: 30' +1 Lap)

15	27	GARCIARCE DAVILA Tatuus F4 T0	1'49.965	35	BAPTISTE N. Tatuus F4 T0	1'49.616
14	77	PERINO P. Tatuus F4 T0	1'49.406	41	RIED J. Tatuus F4 T0	1'49.194
13	19	GRAY O. Tatuus F4 T0	1'48.959	73	ARMANNI P. Tatuus F4 T0	1'48.898
12	25	BEN S. Tatuus F4 T0	1'48.780	11	REVESZ L. Tatuus F4 T0	1'48.895
11	17	BIZZOTTO L. Tatuus F4 T0	1'48.834	83	WEUG M. Tatuus F4 T0	1'48.828
10	37	SZTUKA K. Tatuus F4 T0	1'48.467	84	SIMONAZZI F. Tatuus F4 T0	1'48.413
9	88	AL QUBAISI H. Tatuus F4 T0	1'48.323	23	ZUNIGA E. Tatuus F4 T0	1'48.289
8	24	WISNICKI P. Tatuus F4 T0	1'48.217	20	LAURSEN C. Tatuus F4 T0	1'48.072
7	28	BRASCHI F. Tatuus F4 T0	1'48.070	12	PATRESE L. Tatuus F4 T0	1'47.926
6	68	RAMOS REYNOSO S. Tatuus F4 T0	1'47.900	86	VALINT B. Tatuus F4 T0	1'47.898
5	99	ANTONELLI K. Tatuus F4 T0	1'47.797	70	TRAMNITZ T. Tatuus F4 T0	1'47.654
4	15	BEDRIN N. Tatuus F4 T0	1'47.543	10	DÜRKSEN J. Tatuus F4 T0	1'47.515
3	7	SMAL K. Tatuus F4 T0	1'47.505	72	FORNAROLI L. Tatuus F4 T0	1'47.487
2	6	MONTOYA S. Tatuus F4 T0	1'47.425	87	BEARMAN O. Tatuus F4 T0	1'47.412
1	13	DUFEK J. Tatuus F4 T0	1'47.339			

The Driver n.25 (Ben S.) drop 3 positions for Stewards decision

10/10/2021 Stewards

