

Hungaroring
Euroformula Open
Race - 1
Provisional Results



Clas	Nº	Driver	Nat	Cat	Clas	Team	Nat	Vehicle	Laps	Total Time	Gap	Interval	Km/h	Best	Time	Km/h
1	74	Cem Bolukbasi	TUR			Van Amersfoort Racing	NLD	Dallara F320 HWA	18	29:11.495			162.0	6	1:36.562	163.3
2	8	Rafael Villagomez	MEX			Van Amersfoort Racing	NLD	Dallara F320 HWA	18	29:14.536	3.041	3.041	161.8	10	1:36.568	163.3
3	34	Joshua Durksen	PRY	R	1	Drivex School	ESP	Dallara F320 HWA	18	29:15.788	4.293	1.252	161.6	10	1:36.707	163.0
4	21	Josh Mason	GBR			Double R Racing	GBR	Dallara F320 HWA	18	29:22.186	10.691	6.398	161.1	10	1:37.021	162.5
5	25	Casper Stevenson	GBR	R	2	Van Amersfoort Racing	NLD	Dallara F320 HWA	18	29:22.990	11.495	0.804	161.0	12	1:36.646	163.1
6	18	Nazim Azman	MYS			CryptoTower Racing Team	JPN	Dallara F320 Spiess	18	29:25.009	13.514	2.019	160.8	13	1:36.764	162.9
7	27 *	Louis Foster	GBR			CryptoTower Racing Team	JPN	Dallara F320 Spiess	18	29:31.281	19.786	6.272	160.2	10	1:36.187	163.9
8	88	Filip Kaminiarz	POL			CryptoTower Racing Team	JPN	Dallara F320 Spiess	18	29:33.989	22.494	2.708	160.0	3	1:37.068	162.4
9	66	Zdenek Chovanec	PRT	R	3	Double R Racing	GBR	Dallara F320 HWA	18	29:43.437	31.942	9.448	159.1	15	1:37.682	161.4
10	35	Enzo Scionti	USA	R	4	Drivex School	ESP	Dallara F320 HWA	18	29:46.192	34.697	2.755	158.9	15	1:37.773	161.3
11	77	Vivien Keszthelyi	HUN			Team Motopark	DEU	Dallara F320 Spiess	18	29:47.642	36.147	1.450	158.8	10	1:37.410	161.9
12	52	Jak Crawford	USA	R	5	Team Motopark	DEU	Dallara F320 Spiess	18	29:58.006	46.511	10.364	157.8	4	1:35.657	164.8

Not classified: (Requirements: 75% of number laps of leader = 14 Laps)

28	Cameron Das	USA				Team Motopark	DEU	Dallara F320 Spiess	7	11:59.414	11 Laps	11 Laps	153.4	6	1:36.530	163.3
----	-------------	-----	--	--	--	---------------	-----	---------------------	---	-----------	---------	---------	-------	---	----------	-------

Fastest lap Jak Crawford in 1:35.657 at 164.8 Km/h in lap 4

*** PENALTIES**

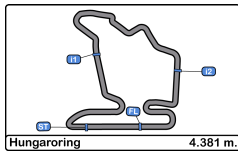
CAR #27 - 5 SECONDS TIME PENALTY ADDED TO RACE TIME - JUMP START

Published at:.....

Track Temp: **52.8 °C** Air Temp: **29.7 °C** Humidity: **36 %** Track Status: **DRY**

Stewards:	Race Director:	Timekeeper: Luis Angel Garcia Nufez JOB/I-0020-ESP
------------------	-----------------------	---





Hungaroring
Euroformula Open
Race - 1



Provisional Results by Category

Clas	Nº	Driver	Nat	Cat	Clas	Team	Nat	Vehicle	Laps	Total Time	Gap	Interval	Km/h	Best	Time	Km/h
1	74	Cem Bolukbasi	TUR			Van Amersfoort Racing	NLD	Dallara F320 HWA	18	29:11.495			162.0	6	1:36.562	163.3
2	8	Rafael Villagomez	MEX			Van Amersfoort Racing	NLD	Dallara F320 HWA	18	29:14.536	3.041	3.041	161.8	10	1:36.568	163.3
3	21	Josh Mason	GBR			Double R Racing	GBR	Dallara F320 HWA	18	29:22.186	10.691	7.650	161.1	10	1:37.021	162.5
4	18	Nazim Azman	MYS			CryptoTower Racing Team	JPN	Dallara F320 Spiess	18	29:25.009	13.514	2.823	160.8	13	1:36.764	162.9
5	27*	Louis Foster	GBR			CryptoTower Racing Team	JPN	Dallara F320 Spiess	18	29:31.281	19.786	6.272	160.2	10	1:36.187	163.9
6	88	Filip Kaminiarz	POL			CryptoTower Racing Team	JPN	Dallara F320 Spiess	18	29:33.989	22.494	2.708	160.0	3	1:37.068	162.4
7	77	Vivien Keszthelyi	HUN			Team Motopark	DEU	Dallara F320 Spiess	18	29:47.642	36.147	13.653	158.8	10	1:37.410	161.9

Not classified: (Requirements: 75% of number laps of leader = 14 Laps)

28	Cameron Das	USA			Team Motopark	DEU	Dallara F320 Spiess	7	11:59.414	11 Laps	11 Laps	153.4	6	1:36.530	163.3
----	-------------	-----	--	--	---------------	-----	---------------------	---	-----------	---------	---------	-------	---	----------	-------

Rookie

1	34	Joshua Durksen	PRT	R	1	Drivex School	ESP	Dallara F320 HWA	18	29:15.788			161.6	10	1:36.707	163.0
2	25	Casper Stevenson	GBR	R	2	Van Amersfoort Racing	NLD	Dallara F320 HWA	18	29:22.990	7.202	7.202	161.0	12	1:36.646	163.1
3	66	Zdenek Chovanec	PRT	R	3	Double R Racing	GBR	Dallara F320 HWA	18	29:43.437	27.649	20.447	159.1	15	1:37.682	161.4
4	35	Enzo Scionti	USA	R	4	Drivex School	ESP	Dallara F320 HWA	18	29:46.192	30.404	2.755	158.9	15	1:37.773	161.3
5	52	Jak Crawford	USA	R	5	Team Motopark	DEU	Dallara F320 Spiess	18	29:58.006	42.218	11.814	157.8	4	1:35.657	164.8

Fastest lap Jak Crawford in 1:35.657 at 164.8 Km/h in lap 4

*** PENALTIES**

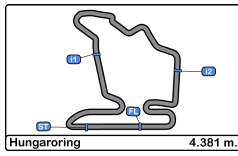
CAR #27 - 5 SECONDS TIME PENALTY ADDED TO RACE TIME - JUMP START

Published at:.....

Track Temp: 52.8 °C Air Temp: 29.7 °C Humidity: 36 % Track Status: DRY

Stewards:	Race Director:	Timekeeper: Luis Angel Garcia Nunez JOB/I-0020-ESP
------------------	-----------------------	---





Hungaroring
Euroformula Open
Race - 1



Provisional Classification by Driver Fastest Lap

Clas	Nº	Driver	Nat	Cat	Clas	Team	Nat	Vehicle	Laps	Best	Time	Gap	Interval	Km/h		
1	52	Jak Crawford		USA	R	1	Team Motopark		DEU	Dallara F320 Spiess	18	4	1:35.657	164.8		
2	27	Louis Foster		GBR			CryptoTower Racing Team		JPN	Dallara F320 Spiess	18	10	1:36.187	0.530	0.530	163.9
3	28	Cameron Das		USA			Team Motopark		DEU	Dallara F320 Spiess	7	6	1:36.530	0.873	0.343	163.3
4	74	Cem Bolukbasi		TUR			Van Amersfoort Racing		NLD	Dallara F320 HWA	18	6	1:36.562	0.905	0.032	163.3
5	8	Rafael Villagomez		MEX			Van Amersfoort Racing		NLD	Dallara F320 HWA	18	10	1:36.568	0.911	0.006	163.3
6	25	Casper Stevenson		GBR	R	2	Van Amersfoort Racing		NLD	Dallara F320 HWA	18	12	1:36.646	0.989	0.078	163.1
7	34	Joshua Durksen		PRY	R	3	Drivex School		ESP	Dallara F320 HWA	18	10	1:36.707	1.050	0.061	163.0
8	18	Nazim Azman		MYS			CryptoTower Racing Team		JPN	Dallara F320 Spiess	18	13	1:36.764	1.107	0.057	162.9
9	21	Josh Mason		GBR			Double R Racing		GBR	Dallara F320 HWA	18	10	1:37.021	1.364	0.257	162.5
10	88	Filip Kaminiarz		POL			CryptoTower Racing Team		JPN	Dallara F320 Spiess	18	3	1:37.068	1.411	0.047	162.4
11	77	Vivien Keszthelyi		HUN			Team Motopark		DEU	Dallara F320 Spiess	18	10	1:37.410	1.753	0.342	161.9
12	66	Zdenek Chovanec		PRT	R	4	Double R Racing		GBR	Dallara F320 HWA	18	15	1:37.682	2.025	0.272	161.4
13	35	Enzo Scionti		USA	R	5	Drivex School		ESP	Dallara F320 HWA	18	15	1:37.773	2.116	0.091	161.3





Hungaroring Euroformula Open Race - 1



Distance and Speed Average

Clas	Nº	Driver	Nat	Cat	Clas	Team	Nat	Vehicle	Laps	Distance	Total Time	Km/h
1	74	Cem Bolukbasi	TUR			Van Amersfoort Racing		Dallara F320 HWA	18	78.85	29:11.495	162.0
2	8	Rafael Villagomez	MEX			Van Amersfoort Racing		Dallara F320 HWA	18	78.85	29:14.536	161.8
3	34	Joshua Durksen	PRY	R	1	Drivex School		Dallara F320 HWA	18	78.85	29:15.788	161.6
4	21	Josh Mason	GBR			Double R Racing		Dallara F320 HWA	18	78.85	29:22.186	161.1
5	25	Casper Stevenson	GBR	R	2	Van Amersfoort Racing		Dallara F320 HWA	18	78.85	29:22.990	161.0
6	18	Nazim Azman	MYS			CryptoTower Racing Team		Dallara F320 Spiess	18	78.85	29:25.009	160.8
7	27	Louis Foster	GBR			CryptoTower Racing Team		Dallara F320 Spiess	18	78.85	29:31.281	160.2
8	88	Filip Kaminiaz	POL			CryptoTower Racing Team		Dallara F320 Spiess	18	78.85	29:33.989	160.0
9	66	Zdenek Chovanec	PRT	R	3	Double R Racing		Dallara F320 HWA	18	78.85	29:43.437	159.1
10	35	Enzo Scionti	USA	R	4	Drivex School		Dallara F320 HWA	18	78.85	29:46.192	158.9
11	77	Vivien Keszthelyi	HUN			Team Motopark		Dallara F320 Spiess	18	78.85	29:47.642	158.8
12	52	Jak Crawford	USA	R	5	Team Motopark		Dallara F320 Spiess	18	78.85	29:58.006	157.8
13	28	Cameron Das	USA			Team Motopark		Dallara F320 Spiess	7	30.66	11:59.414	153.4





Hungaroring
Euroformula Open
Race - 1
Lap Analysis



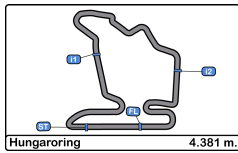
8 Rafael Villagomez Dallara F320 HWA **21** Josh Mason Dallara F320 HWA
 Van Amersfoort Racing Double R Racing

Lap	D	Time	Sector 1	Sector 2	Sector 3	T. Spd	Elapsed	Lap	D	Time	Sector 1	Sector 2	Sector 3	T. Spd	Elapsed
1		1:44.140	42.091	35.080	26.969	185.2	1:44.140	1		1:45.463	42.460	35.925	27.078	193.5	1:45.463
2		1:37.534	36.356	34.329	26.849	216.0	3:21.674	2		1:37.734	36.224	34.352	27.158	218.1	3:23.197
3		1:37.038	36.198	34.003	26.837	215.1	4:58.712	3		1:37.064	36.257	34.067	26.740	217.7	5:00.261
4		1:36.817	36.162	33.867	26.788	216.8	6:35.529	4		1:37.477	36.405	34.137	26.935	217.7	6:37.738
5		1:36.819	35.983	34.059	26.777	218.1	8:12.348	5		1:37.265	36.235	33.961	27.069	218.1	8:15.003
6		1:36.831	35.977	34.132	26.722	218.6	9:49.179	6		1:37.142	36.207	34.044	26.891	217.7	9:52.145
7		1:37.570	36.100	34.545	26.925	217.3	11:26.749	7		1:37.973	36.281	34.157	27.535	216.8	11:30.118
8		1:36.792	36.119	34.058	26.615	216.8	13:03.541	8		1:37.526	36.390	34.087	27.049	216.8	13:07.644
9		1:37.133	36.079	34.177	26.877	216.8	14:40.674	9		1:37.218	36.218	34.016	26.984	216.8	14:44.862
10		1:36.568	35.886	34.021	26.661	219.0	16:17.242	10		1:37.021	36.089	34.039	26.893	218.1	16:21.883
11		1:37.293	36.251	34.197	26.845	217.7	17:54.535	11		1:37.221	36.236	34.075	26.910	217.3	17:59.104
12		1:37.160	36.220	34.144	26.796	215.5	19:31.695	12		1:37.534	36.298	34.203	27.033	215.5	19:36.638
13		1:36.958	36.153	34.023	26.782	215.5	21:08.653	13		1:37.473	36.237	34.225	27.011	216.0	21:14.111
14		1:37.431	36.072	34.176	27.183	217.7	22:46.084	14		1:37.268	36.207	34.070	26.991	216.8	22:51.379
15		1:36.956	35.962	34.157	26.837	219.0	24:23.040	15		1:37.423	36.105	34.238	27.080	219.0	24:28.802
16		1:37.227	35.899	34.528	26.800	216.8	26:00.267	16		1:37.504	36.330	34.218	26.956	216.0	26:06.306
17		1:37.222	36.204	34.276	26.742	217.7	27:37.489	17		1:37.540	36.297	34.236	27.007	216.8	27:43.846
18		1:37.047	36.039	34.284	26.724	216.8	29:14.536	18		1:38.340	36.508	34.545	27.287	216.4	29:22.186

18 Nazim Azman Dallara F320 Spiess **25** Casper Stevenson Dallara F320 HWA
 CryptoTower Racing Team Rookie Van Amersfoort Racing

Lap	D	Time	Sector 1	Sector 2	Sector 3	T. Spd	Elapsed	Lap	D	Time	Sector 1	Sector 2	Sector 3	T. Spd	Elapsed
1		1:49.289	43.293	37.553	28.443	192.1	1:49.289	1		1:48.796	42.984	37.657	28.155	187.1	1:48.796
2		1:38.077	36.424	34.897	26.756	221.7	3:27.366	2		1:37.410	36.446	34.109	26.855	216.4	3:26.206
3		1:37.289	36.253	34.368	26.668	218.6	5:04.655	3		1:37.310	36.419	33.993	26.898	216.8	5:03.516
4		1:36.860	36.083	34.082	26.695	218.1	6:41.515	4		1:37.207	36.248	34.063	26.896	216.0	6:40.723
5		1:37.294	36.092	34.502	26.700	220.8	8:18.809	5		1:36.904	36.131	33.900	26.873	218.1	8:17.627
6		1:37.557	35.934	34.804	26.819	221.3	9:56.366	6		1:37.587	36.117	34.400	27.070	218.6	9:55.214
7		1:38.341	36.283	35.126	26.932	219.5	11:34.707	7		1:37.536	36.516	34.251	26.769	216.0	11:32.750
8		1:37.448	36.046	34.580	26.822	218.6	13:12.155	8		1:37.308	36.638	33.962	26.708	216.4	13:10.058
9		1:38.051	35.874	34.867	27.310	219.5	14:50.206	9		1:37.175	36.218	34.246	26.711	216.0	14:47.233
10		1:37.244	35.900	34.646	26.698	219.9	16:27.450	10		1:36.895	36.072	34.163	26.660	217.3	16:24.128
11		1:37.083	35.918	34.374	26.791	218.1	18:04.533	11		1:36.747	36.096	33.997	26.654	216.8	18:00.875
12		1:37.764	36.124	34.860	26.780	216.8	19:42.297	12		1:36.646	35.947	33.970	26.729	216.4	19:37.521
13		1:36.764	35.902	34.173	26.689	217.7	21:19.061	13		1:37.227	36.120	34.115	26.992	216.4	21:14.748
14		1:36.961	35.862	34.256	26.843	218.1	22:56.022	14		1:37.377	36.173	34.265	26.939	219.0	22:52.125
15		1:36.995	35.803	34.313	26.879	219.9	24:33.017	15		1:37.493	36.107	34.421	26.965	219.5	24:29.618
16		1:37.077	36.002	34.480	26.595	217.3	26:10.094	16		1:37.618	36.295	34.516	26.807	217.7	26:07.236
17		1:37.466	36.192	34.587	26.687	219.0	27:47.560	17		1:37.301	36.127	34.411	26.763	218.6	27:44.537
18		1:37.449	36.049	34.517	26.883	218.1	29:25.009	18		1:38.453	36.874	34.520	27.059	217.7	29:22.990





Hungaroring
Euroformula Open
Race - 1
Lap Analysis



27 Louis Foster Dallara F320 Spiess **35** Enzo Scionti Dallara F320 HWA
 CryptoTower Racing Team Rookie Drivex School

Lap	D	Time	Sector 1	Sector 2	Sector 3	T. Spd	Elapsed	Lap	D	Time	Sector 1	Sector 2	Sector 3	T. Spd	Elapsed
1		1:50.729	48.767	34.677	27.285	183.3	1:50.729	1		1:50.214	43.812	37.730	28.672	199.2	1:50.214
2		1:40.060	37.127	35.573	27.360	223.6	3:30.789	2		1:39.619	37.047	35.176	27.396	219.5	3:29.833
3		1:39.183	36.394	35.366	27.423	221.7	5:09.972	3		1:39.515	36.597	35.647	27.271	219.5	5:09.348
4		1:38.170	36.105	34.619	27.446	221.3	6:48.142	4		1:38.333	36.467	34.638	27.228	216.0	6:47.681
5		1:38.617	36.175	34.628	27.814	223.6	8:26.759	5		1:39.385	36.251	34.791	28.343	218.1	8:27.066
6		1:37.194	36.026	34.208	26.960	217.7	10:03.953	6		1:39.490	37.031	35.206	27.253	216.8	10:06.556
7		1:38.708	36.145	35.249	27.314	220.4	11:42.661	7		1:38.967	36.397	35.396	27.174	216.0	11:45.523
8		1:36.533	35.942	34.009	26.582	220.4	13:19.194	8		1:38.548	36.270	35.216	27.062	217.7	13:24.071
9		1:36.244	35.895	33.708	26.641	218.6	14:55.438	9		1:38.113	36.246	34.768	27.099	217.3	15:02.184
10		1:36.187	35.748	33.834	26.605	219.5	16:31.625	10		1:38.050	36.257	34.633	27.160	217.7	16:40.234
11		1:36.826	35.974	34.159	26.693	218.1	18:08.451	11		1:38.596	36.354	35.314	26.928	217.3	18:18.830
12		1:36.648	35.890	34.022	26.736	217.7	19:45.099	12		1:37.979	36.341	34.694	26.944	216.0	19:56.809
13		1:36.838	35.748	34.093	26.997	218.1	21:21.937	13		1:38.332	36.367	34.676	27.289	215.5	21:35.141
14		1:36.297	35.794	33.742	26.761	219.5	22:58.234	14		1:38.180	36.303	34.676	27.201	217.7	23:13.321
15		1:36.412	35.754	33.885	26.773	220.4	24:34.646	15		1:37.773	36.136	34.682	26.955	218.1	24:51.094
16		1:36.570	35.801	34.083	26.686	219.0	26:11.216	16		1:38.232	36.313	34.957	26.962	216.0	26:29.326
17		1:37.073	36.073	34.261	26.739	220.8	27:48.289	17		1:38.672	36.672	34.938	27.062	216.8	28:07.998
18		1:37.992	36.002	34.325	27.665	220.4	29:26.281	18		1:38.194	36.402	34.660	27.132	216.0	29:46.192

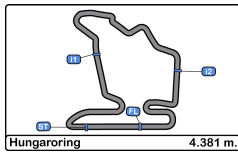
28 Cameron Das Dallara F320 Spiess **52** Jak Crawford Dallara F320 Spiess
 Team Motopark Rookie Team Motopark

Lap	D	Time	Sector 1	Sector 2	Sector 3	T. Spd	Elapsed	Lap	D	Time	Sector 1	Sector 2	Sector 3	T. Spd	Elapsed
1		1:41.508	40.637	34.207	26.664	182.1	1:41.508	1		1:53.253 P	42.067	38.360	32.826	179.4	1:53.253
2		1:36.701	35.995	34.014	26.692	217.3	3:18.209	2		2:25.117	1:24.611	34.115	26.391		4:18.370
3		1:36.748	36.121	33.956	26.671	216.8	4:54.957	3		1:35.908	35.798	33.632	26.478	216.8	5:54.278
4		1:36.839	36.079	34.057	26.703	216.4	6:31.796	4		1:35.657	35.782	33.497	26.378	217.7	7:29.935
5		1:36.791	35.991	34.145	26.655	217.7	8:08.587	5		1:35.876	35.538	33.773	26.565	219.5	9:05.811
6		1:36.530	35.950	33.996	26.584	219.5	9:45.117	6		1:36.185	35.730	33.916	26.539	218.6	10:41.996
7		2:14.297 P	35.935	59.254	39.108	217.3	11:59.414	7		1:36.322	35.745	34.082	26.495	218.1	12:18.318

34 Joshua Durksen Dallara F320 HWA
 Rookie Drivex School

Lap	D	Time	Sector 1	Sector 2	Sector 3	T. Spd	Elapsed	Lap	D	Time	Sector 1	Sector 2	Sector 3	T. Spd	Elapsed
1		1:44.671	42.259	35.389	27.023	191.4	1:44.671	8		1:36.265	35.705	33.977	26.583	219.0	13:54.583
2		1:37.551	36.080	34.635	26.836	219.9	3:22.222	9		1:36.211	35.652	33.946	26.613	219.9	15:30.794
3		1:37.099	36.024	34.286	26.789	219.9	4:59.321	10		1:36.130	35.728	33.879	26.523	219.5	17:06.924
4		1:36.817	36.027	34.072	26.718	219.0	6:36.138	11		1:36.494	35.785	34.017	26.692	218.1	18:43.418
5		1:36.779	35.954	34.101	26.724	221.3	8:12.917	12		1:36.527	35.814	34.001	26.712	218.1	20:19.945
6		1:36.949	35.985	34.152	26.812	222.2	9:49.866	13		1:36.349	35.746	33.921	26.682	217.7	21:56.294
7		1:37.522	35.922	34.516	27.084	220.4	11:27.388	14		1:36.017	35.620	33.787	26.610	220.4	23:32.311
8		1:37.054	35.960	34.346	26.748	220.4	13:04.442	15		1:35.763	35.673	33.618	26.472	220.4	25:08.074
9		1:36.891	36.013	34.120	26.758	219.0	14:41.333	16		1:36.056	35.681	33.802	26.573	218.1	26:44.130
10		1:36.707	35.818	34.124	26.765	222.2	16:18.040	17		1:36.720	35.807	34.187	26.726	219.5	28:20.850
11		1:37.167	36.213	34.169	26.785	220.4	17:55.207	18		1:37.156	35.759	34.473	26.924	218.1	29:58.006
12		1:37.140	36.072	34.163	26.905	219.5	19:32.347								
13		1:37.170	35.986	34.278	26.906	219.5	21:09.517								
14		1:37.073	35.949	34.054	27.070	220.4	22:46.590								
15		1:37.363	35.948	34.529	26.886	222.6	24:23.953								
16		1:37.086	35.910	34.309	26.867	219.9	26:01.039								
17		1:37.106	35.989	34.306	26.811	220.8	27:38.145								
18		1:37.643	35.956	34.639	27.048	220.8	29:15.788								





Hungaroring
Euroformula Open
Race - 1
Lap Analysis



66

Zdenek Chovanec

Dallara F320 HWA **77**

Vivien Keszthelyi

Dallara F320 Spiess

Rookie

Double R Racing

Team Motopark

Lap	D	Time	Sector 1	Sector 2	Sector 3	T. Spd	Elapsed	Lap	D	Time	Sector 1	Sector 2	Sector 3	T. Spd	Elapsed
1		1:49.819	43.236	38.135	28.448	196.3	1:49.819	1		1:50.378	44.024	37.817	28.537	194.5	1:50.378
2		1:39.557	37.069	35.132	27.356	218.1	3:29.376	2		1:39.922	37.170	35.250	27.502	221.7	3:30.300
3		1:38.835	36.790	34.782	27.263	214.7	5:08.211	3		1:40.217	36.614	35.422	28.181	220.8	5:10.517
4		1:38.423	36.717	34.623	27.083	215.5	6:46.634	4		1:38.438	36.390	34.709	27.339	218.6	6:48.955
5		1:38.004	36.464	34.572	26.968	217.7	8:24.638	5		1:38.194	36.176	34.464	27.554	220.8	8:27.149
6		1:38.480	36.495	34.938	27.047	216.0	10:03.118	6		1:38.327	36.806	34.544	26.977	219.9	10:05.476
7		1:39.362	36.560	35.382	27.420	215.5	11:42.480	7		1:38.320	36.238	34.885	27.197	217.7	11:43.796
8		1:39.269	36.981	35.094	27.194	216.0	13:21.749	8		1:38.503	36.125	34.970	27.408	220.4	13:22.299
9		1:38.336	36.751	34.558	27.027	217.3	15:00.085	9		1:43.845	42.270	34.567	27.008	221.7	15:06.144
10		1:38.031	36.359	34.436	27.236	217.3	16:38.116	10		1:37.410	35.925	34.490	26.995	219.0	16:43.554
11		1:38.199	36.547	34.598	27.054	215.5	18:16.315	11		1:37.871	36.164	34.721	26.986	217.3	18:21.425
12		1:38.261	36.579	34.502	27.180	215.1	19:54.576	12		1:37.659	36.108	34.521	27.030	218.6	19:59.084
13		1:38.340	36.588	34.564	27.188	214.7	21:32.916	13		1:37.625	36.138	34.559	26.928	217.3	21:36.709
14		1:37.856	36.282	34.543	27.031	216.8	23:10.772	14		1:38.036	35.954	34.620	27.462	220.8	23:14.745
15		1:37.682	36.341	34.348	26.993	217.7	24:48.454	15		1:38.487	36.155	35.139	27.193	221.7	24:53.232
16		1:37.795	36.385	34.444	26.966	216.8	26:26.249	16		1:38.227	36.185	34.910	27.132	218.1	26:31.459
17		1:37.923	36.563	34.523	26.837	216.8	28:04.172	17		1:38.200	36.284	34.789	27.127	219.5	28:09.659
18		1:39.265	36.552	35.332	27.381	216.4	29:43.437	18		1:37.983	36.193	34.685	27.105	218.6	29:47.642

74

Cem Bolukbasi

Dallara F320 HWA **88**

Filip Kaminiarz

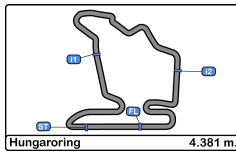
Dallara F320 Spiess

Van Amersfoort Racing

CryptoTower Racing Team

Lap	D	Time	Sector 1	Sector 2	Sector 3	T. Spd	Elapsed	Lap	D	Time	Sector 1	Sector 2	Sector 3	T. Spd	Elapsed
1		1:42.664	41.639	34.140	26.885	184.3	1:42.664	1		1:47.830	42.757	37.767	27.306	189.8	1:47.830
2		1:36.969	36.194	33.989	26.786	214.7	3:19.633	2		1:37.637	36.232	34.516	26.889	216.8	3:25.467
3		1:37.408	36.145	34.472	26.791	214.2	4:57.041	3		1:37.068	36.133	34.182	26.753	216.8	5:02.535
4		1:36.844	36.125	34.039	26.680	214.2	6:33.885	4		1:37.132	36.191	34.295	26.646	216.4	6:39.667
5		1:36.817	36.063	34.093	26.661	215.5	8:10.702	5		1:37.132	35.955	34.356	26.821	219.0	8:16.799
6		1:36.562	35.998	33.885	26.679	216.8	9:47.264	6		1:37.655	36.141	34.781	26.733	218.6	9:54.454
7		1:36.998	36.051	34.212	26.735	215.1	11:24.262	7		1:39.245	37.582	34.868	26.795	214.2	11:33.699
8		1:36.815	36.085	34.216	26.514	214.2	13:01.077	8		1:37.582	36.241	34.557	26.784	219.9	13:11.281
9		1:36.687	35.992	34.026	26.669	215.1	14:37.764	9		1:39.569	36.215	35.103	28.251	218.6	14:50.850
10		1:36.585	35.835	34.167	26.583	215.5	16:14.349	10		1:37.595	36.145	34.557	26.893	220.8	16:28.445
11		1:36.928	35.935	34.224	26.769	215.1	17:51.277	11		1:37.572	36.121	34.646	26.805	218.6	18:06.017
12		1:37.058	36.039	34.319	26.700	213.4	19:28.335	12		1:37.554	36.058	34.582	26.914	216.4	19:43.571
13		1:37.162	36.122	34.307	26.733	213.4	21:05.497	13		1:39.016	36.109	35.088	27.819	217.3	21:22.587
14		1:36.887	35.914	34.318	26.655	215.5	22:42.384	14		1:38.108	36.154	34.949	27.005	220.4	23:00.695
15		1:36.597	35.870	34.184	26.543	216.8	24:18.981	15		1:38.326	36.064	35.054	27.208	218.6	24:39.021
16		1:37.148	35.889	34.509	26.750	214.7	25:56.129	16		1:38.236	36.228	35.076	26.932	216.8	26:17.257
17		1:37.664	36.014	34.837	26.813	215.5	27:33.793	17		1:38.153	36.324	34.836	26.993	217.7	27:55.410
18		1:37.702	36.110	34.611	26.981	214.2	29:11.495	18		1:38.579	36.365	35.148	27.066	216.4	29:33.989





Hungaroring
Euroformula Open
Race - 1



Analysis by Lap

Num	Lap Time	Gap	Num	Lap Time	Gap	Num	Lap Time	Gap	Num	Lap Time	Gap	Num	Lap Time	Gap
Lap 1			27	1:38.170	16.346	18	1:37.448	11.078	88	1:37.554	15.236	27	1:36.570	15.087
28	1:41.508		77	1:38.438	17.159	27	1:36.533	18.117	27	1:36.648	16.764	88	1:38.236	21.128
74	1:42.664	01.156	52	1:35.657	58.139	66	1:39.269	20.672	66	1:38.261	26.241	66	1:37.795	30.120
8	1:44.140	02.632	Num Lap Time Gap			77	1:38.503	21.222	35	1:37.979	28.474	35	1:38.232	33.197
34	1:44.671	03.163	Lap 5			35	1:38.548	22.994	77	1:37.659	30.749	77	1:38.227	35.330
21	1:45.463	03.955	28	1:36.791		52	1:36.265	53.506	52	1:36.527	51.610	52	1:36.056	48.001
88	1:47.830	06.322	74	1:36.817	02.115	Num Lap Time Gap			Num Lap Time Gap			Num Lap Time Gap		
25	1:48.796	07.288	8	1:36.819	03.761	Lap 9			Lap 13			Lap 17		
18	1:49.289	07.781	34	1:36.779	04.330	74	1:36.687		74	1:37.162		74	1:37.664	
66	1:49.819	08.311	21	1:37.265	06.416	8	1:37.133	02.910	8	1:36.958	03.156	8	1:37.222	03.696
35	1:50.214	08.706	88	1:37.132	08.212	34	1:36.891	03.569	34	1:37.170	04.020	34	1:37.106	04.352
77	1:50.378	08.870	25	1:36.904	09.040	21	1:37.218	07.098	21	1:37.473	08.614	21	1:37.540	10.053
27	1:50.729	09.221	18	1:37.294	10.222	25	1:37.175	09.469	25	1:37.227	09.251	25	1:37.301	10.744
52	1:53.253	11.745	66	1:38.004	16.051	18	1:38.051	12.442	18	1:36.764	13.564	18	1:37.466	13.767
Num Lap Time Gap			27	1:38.617	18.172	88	1:39.569	13.086	27	1:36.838	16.440	27	1:37.073	14.496
Lap 2			35	1:39.385	18.479	27	1:36.244	17.674	88	1:39.016	17.090	88	1:38.153	21.617
28	1:36.701		77	1:38.194	18.562	66	1:38.336	22.321	66	1:38.340	27.419	66	1:37.923	30.379
74	1:36.969	01.424	52	1:35.876	57.224	35	1:38.113	24.420	35	1:38.332	29.644	35	1:38.672	34.205
8	1:37.534	03.465	Num Lap Time Gap			77	1:43.845	28.380	77	1:37.625	31.212	77	1:38.200	35.866
34	1:37.551	04.013	Lap 6			52	1:36.211	53.030	52	1:36.349	50.797	52	1:36.720	47.057
21	1:37.734	04.988	28	1:36.530		Num Lap Time Gap			Num Lap Time Gap			Num Lap Time Gap		
88	1:37.637	07.258	74	1:36.562	02.147	Lap 10			Lap 14			Lap 18		
25	1:37.410	07.997	8	1:36.831	04.062	74	1:36.585		74	1:36.887		74	1:37.702	
18	1:38.077	09.157	34	1:36.949	04.749	8	1:36.568	02.893	8	1:37.431	03.700	8	1:37.047	03.041
66	1:39.557	11.167	21	1:37.142	07.028	34	1:36.707	03.691	34	1:37.073	04.206	34	1:37.643	04.293
35	1:39.619	11.624	88	1:37.655	09.337	21	1:37.021	07.534	21	1:37.268	08.995	21	1:38.340	10.691
77	1:39.922	12.091	25	1:37.587	10.097	25	1:36.895	09.779	25	1:37.377	09.741	25	1:38.453	11.495
27	1:40.060	12.580	18	1:37.557	11.249	18	1:37.244	13.101	18	1:36.961	13.638	18	1:37.449	13.514
52	2:25.117	1:00.161	66	1:38.480	18.001	88	1:37.595	14.096	27	1:36.297	15.850	27	1:37.992	14.786
Num Lap Time Gap			27	1:37.194	18.836	27	1:36.187	17.276	88	1:38.108	18.311	88	1:38.579	22.494
Lap 3			77	1:38.327	20.359	66	1:38.031	23.767	66	1:37.856	28.388	66	1:39.265	31.942
28	1:36.748		35	1:39.490	21.439	35	1:38.050	25.885	35	1:38.180	30.937	35	1:38.194	34.697
74	1:37.408	02.084	52	1:36.185	56.879	77	1:37.410	29.205	77	1:38.036	32.361	77	1:37.983	36.147
8	1:37.038	03.755	Num Lap Time Gap			52	1:36.130	52.575	52	1:36.017	49.927	52	1:37.156	46.511
34	1:37.099	04.364	Lap 7			Num Lap Time Gap			Num Lap Time Gap			Num Lap Time Gap		
21	1:37.064	05.304	74	1:36.998		Lap 11			Lap 15			Lap 19		
88	1:37.068	07.578	8	1:37.570	02.487	74	1:36.928		74	1:36.597		74	1:37.148	
25	1:37.310	08.559	34	1:37.522	03.126	8	1:37.293	03.258	8	1:36.956	04.059	8	1:37.227	04.138
18	1:37.289	09.698	21	1:37.973	05.856	34	1:37.167	03.930	34	1:37.363	04.972	34	1:37.086	04.910
66	1:38.835	13.254	25	1:37.536	08.488	21	1:37.221	07.827	21	1:37.423	09.821	21	1:37.504	10.177
35	1:39.515	14.391	88	1:39.245	09.437	25	1:36.747	09.598	25	1:37.493	10.637	25	1:37.618	11.107
27	1:39.183	15.015	18	1:38.341	10.445	18	1:37.083	13.256	18	1:36.995	14.036	18	1:37.077	13.965
77	1:40.217	15.560	66	1:39.362	18.218	88	1:37.572	14.740	27	1:36.412	15.665			
52	1:35.908	59.321	27	1:38.708	18.399	27	1:36.826	17.174	88	1:38.326	20.040			
Num Lap Time Gap			77	1:38.320	19.534	66	1:38.199	25.038	66	1:37.682	29.473			
Lap 4			35	1:38.967	21.261	35	1:38.596	27.553	35	1:37.773	32.113			
28	1:36.839		28	2:14.297	35.152	77	1:37.871	30.148	77	1:38.487	34.251			
74	1:36.844	02.089	52	1:36.322	54.056	52	1:36.494	52.141	52	1:35.763	49.093			
8	1:36.817	03.733	Num Lap Time Gap			Num Lap Time Gap			Num Lap Time Gap			Num Lap Time Gap		
34	1:36.817	04.342	Lap 8			Lap 12			Lap 16			Lap 20		
21	1:37.477	05.942	74	1:36.815		74	1:37.058		74	1:37.148		74	1:37.148	
88	1:37.132	07.871	8	1:36.792	02.464	8	1:37.160	03.360	8	1:37.227	04.138	8	1:37.227	04.138
25	1:37.207	08.927	34	1:37.054	03.365	34	1:37.140	04.012	34	1:37.086	04.910	34	1:37.086	04.910
18	1:36.860	09.719	21	1:37.526	06.567	21	1:37.534	08.303	21	1:37.504	10.177	21	1:37.504	10.177
66	1:38.423	14.838	25	1:37.308	08.981	25	1:36.646	09.186	25	1:37.618	11.107	25	1:37.618	11.107
35	1:38.333	15.885	88	1:37.582	10.204	18	1:37.764	13.962	18	1:37.077	13.965	18	1:37.077	13.965





Hungaroring
Euroformula Open
Race - 1



Best Sectors Results

Sector - 1				Sector - 2				Sector - 3				Ideal Lap vs Best Lap			
Clas	Nº	Driver	Time	Nº	Driver	Time	Nº	Driver	Time	Clas	Nº	Driver	Ideal Lap	Best Lap	Clas
1	52	Jak Crawford	35.538	52	Jak Crawford	33.497	52	Jak Crawford	26.378	1	52	Jak Crawford	1:35.413	1:35.657	1
2	27	Louis Foster	35.748	27	Louis Foster	33.708	74	Cem Bolukbasi	26.514	2	27	Louis Foster	1:36.038	1:36.187	2
3	18	Nazim Azman	35.803	8	Rafael Villagomez	33.867	27	Louis Foster	26.582	3	74	Cem Bolukbasi	1:36.234	1:36.562	4
4	34	Joshua Durksen	35.818	74	Cem Bolukbasi	33.885	28	Cameron Das	26.584	4	8	Rafael Villagomez	1:36.368	1:36.568	5
5	74	Cem Bolukbasi	35.835	25	Casper Stevenson	33.900	18	Nazim Azman	26.595	5	28	Cameron Das	1:36.475	1:36.530	3
6	8	Rafael Villagomez	35.886	28	Cameron Das	33.956	8	Rafael Villagomez	26.615	6	18	Nazim Azman	1:36.480	1:36.764	8
7	77	Vivien Keszthelyi	35.925	21	Josh Mason	33.961	88	Filip Kaminiarz	26.646	7	25	Casper Stevenson	1:36.501	1:36.646	6
8	28	Cameron Das	35.935	34	Joshua Durksen	34.054	25	Casper Stevenson	26.654	8	34	Joshua Durksen	1:36.590	1:36.707	7
9	25	Casper Stevenson	35.947	18	Nazim Azman	34.082	34	Joshua Durksen	26.718	9	88	Filip Kaminiarz	1:36.783	1:37.068	10
10	88	Filip Kaminiarz	35.955	88	Filip Kaminiarz	34.182	21	Josh Mason	26.740	10	21	Josh Mason	1:36.790	1:37.021	9
11	21	Josh Mason	36.089	66	Zdenek Chovanec	34.348	66	Zdenek Chovanec	26.837	11	77	Vivien Keszthelyi	1:37.317	1:37.410	11
12	35	Enzo Scionti	36.136	77	Vivien Keszthelyi	34.464	77	Vivien Keszthelyi	26.928	12	66	Zdenek Chovanec	1:37.467	1:37.682	12
13	66	Zdenek Chovanec	36.282	35	Enzo Scionti	34.633	35	Enzo Scionti	26.928	13	35	Enzo Scionti	1:37.697	1:37.773	13





Hungaroring
Euroformula Open
Race - 1
Leader Sequence



N°	Driver	Nat	Cat	Clas	Team	Nat	Vehicle	Start Lap	End Lap	Laps	Total Laps
28	Cameron Das	 USA			Team Motopark	 GER	Dallara F320 Spiess	1	6	6	6
74	Cem Bolukbasi	 TUR			Van Amersfoort Racing	 NLD	Dallara F320 HWA	7	18	12	12





Hungaroring
Euroformula Open
Race - 1
Best 5 Lap Times



Cls	N°	Driver	Nat	Cat	Cls	Team	Nat	Vehicle	Best 1		Best 2		Best 3		Best 4		Best 5	
									Time	Lap	Time	Lap	Time	Lap	Time	Lap	Time	Lap
1	52	Jak Crawford		R	1	Team Motopark		Dallara F320 Spiess	1:35.657	4	1:35.763	15	1:35.876	5	1:35.908	3	1:36.017	14
2	27	Louis Foster				CryptoTower Racing Team		Dallara F320 Spiess	1:36.187	10	1:36.244	9	1:36.297	14	1:36.412	15	1:36.533	8
3	28	Cameron Das				Team Motopark		Dallara F320 Spiess	1:36.530	6	1:36.701	2	1:36.748	3	1:36.791	5	1:36.839	4
4	74	Cem Bolukbasi				Van Amersfoort Racing		Dallara F320 HWA	1:36.562	6	1:36.585	10	1:36.597	15	1:36.687	9	1:36.815	8
5	8	Rafael Villagomez				Van Amersfoort Racing		Dallara F320 HWA	1:36.568	10	1:36.792	8	1:36.817	4	1:36.819	5	1:36.831	6
6	25	Casper Stevenson		R	2	Van Amersfoort Racing		Dallara F320 HWA	1:36.646	12	1:36.747	11	1:36.895	10	1:36.904	5	1:37.175	9
7	34	Joshua Durksen		R	3	Drivex School		Dallara F320 HWA	1:36.707	10	1:36.779	5	1:36.817	4	1:36.891	9	1:36.949	6
8	18	Nazim Azman				CryptoTower Racing Team		Dallara F320 Spiess	1:36.764	13	1:36.860	4	1:36.961	14	1:36.995	15	1:37.077	16
9	21	Josh Mason				Double R Racing		Dallara F320 HWA	1:37.021	10	1:37.064	3	1:37.142	6	1:37.218	9	1:37.221	11
10	88	Filip Kaminiarz				CryptoTower Racing Team		Dallara F320 Spiess	1:37.068	3	1:37.132	4	1:37.132	5	1:37.554	12	1:37.572	11
11	77	Vivien Keszthelyi				Team Motopark		Dallara F320 Spiess	1:37.410	10	1:37.625	13	1:37.659	12	1:37.871	11	1:37.983	18
12	66	Zdenek Chovanec		R	4	Double R Racing		Dallara F320 HWA	1:37.682	15	1:37.795	16	1:37.856	14	1:37.923	17	1:38.004	5
13	35	Enzo Scionti		R	5	Drivex School		Dallara F320 HWA	1:37.773	15	1:37.979	12	1:38.050	10	1:38.113	9	1:38.180	14





Hungaroring
Euroformula Open
Race - 1
Best 5 Top Speeds



Clas	Nº	Driver	Nat	Cat	Cls	Team	Nat	Vehicle	Top 1		Top 2		Top 3		Top 4		Top 5		Avg
									Km/h	Lap	Km/h	Lap	Km/h	Lap	Km/h	Lap	Km/h	Lap	
1	27	Louis Foster				CryptoTower Racing Team		Dallara F320 Spiess	223.6	2	223.6	5	221.7	3	221.3	4	220.8	17	222.2
2	34	Joshua Durksen		R	1	Drivex School		Dallara F320 HWA	222.6	15	222.2	6	222.2	10	221.3	5	220.8	17	221.8
3	18	Nazim Azman				CryptoTower Racing Team		Dallara F320 Spiess	221.7	2	221.3	6	220.8	5	219.9	10	219.9	15	220.7
4	77	Vivien Keszthelyi				Team Motopark		Dallara F320 Spiess	221.7	2	221.7	9	221.7	15	220.8	3	220.8	5	221.4
5	88	Filip Kaminiaz				CryptoTower Racing Team		Dallara F320 Spiess	220.8	10	220.4	14	219.9	8	219.0	5	218.6	6	219.7
6	52	Jak Crawford		R	2	Team Motopark		Dallara F320 Spiess	220.4	14	220.4	15	219.9	9	219.5	5	219.5	10	219.9
7	25	Casper Stevenson		R	3	Van Amersfoort Racing		Dallara F320 HWA	219.5	15	219.0	14	218.6	6	218.6	17	218.1	5	218.8
8	28	Cameron Das				Team Motopark		Dallara F320 Spiess	219.5	6	217.7	5	217.3	2	217.3	7	216.8	3	217.7
9	35	Enzo Scionti		R	4	Drivex School		Dallara F320 HWA	219.5	2	219.5	3	218.1	5	218.1	15	217.7	8	218.6
10	8	Rafael Villagomez				Van Amersfoort Racing		Dallara F320 HWA	219.0	10	219.0	15	218.6	6	218.1	5	217.7	11	218.5
11	21	Josh Mason				Double R Racing		Dallara F320 HWA	219.0	15	218.1	2	218.1	5	218.1	10	217.7	3	218.2
12	66	Zdenek Chovanec		R	5	Double R Racing		Dallara F320 HWA	218.1	2	217.7	5	217.7	15	217.3	9	217.3	10	217.6
13	74	Cem Bolukbasi				Van Amersfoort Racing		Dallara F320 HWA	216.8	6	216.8	15	215.5	5	215.5	10	215.5	14	216.0





Hungaroring
Euroformula Open
Race - 1
Fastest Laps Sequence



Lap	Time of Day	Session Time	N°	Driver	Nat	Cat	Team	Nat	Vehicle	Time	Km/h
2	14:11:13.150	3:18.150	28	Cameron Das		USA	Team Motopark		DEU Dallara F320 Spiess	1:36.701	163.0
3	14:13:49.219	5:54.219	52	Jak Crawford		USA	R Team Motopark		DEU Dallara F320 Spiess	1:35.908	164.4
4	14:15:24.875	7:29.875	52	Jak Crawford		USA	R Team Motopark		DEU Dallara F320 Spiess	1:35.657	164.8





Hungaroring
Euroformula Open
Race - 1
Event Best Maximum Speed



N°	Driver	Nat	Cat	Clas	Team	Nat	Vehicle	Km/h	Session
28	Cameron Das				Team Motopark		Dallara F320 Spiess	223.6	Free Practice - 1
27	Louis Foster				CryptoTower Racing Team		Dallara F320 Spiess	223.6	Race - 1
52	Jak Crawford		R	1	Team Motopark		Dallara F320 Spiess	223.1	Free Practice - 1
34	Joshua Durksen		R	2	Drivex School		Dallara F320 HWA	223.1	Free Practice - 2
18	Nazim Azman				CryptoTower Racing Team		Dallara F320 Spiess	222.6	Free Practice - 1
8	Rafael Villagomez				Van Amersfoort Racing		Dallara F320 HWA	222.6	Free Practice - 1
77	Vivien Keszthelyi				Team Motopark		Dallara F320 Spiess	222.6	Free Practice - 1
21	Josh Mason				Double R Racing		Dallara F320 HWA	222.6	Free Practice - 1
25	Casper Stevenson		R	3	Van Amersfoort Racing		Dallara F320 HWA	221.7	Free Practice - 1
66	Zdenek Chovanec		R	4	Double R Racing		Dallara F320 HWA	221.7	Free Practice - 1
88	Filip Kaminiarz				CryptoTower Racing Team		Dallara F320 Spiess	221.7	Free Practice - 1
35	Enzo Scionti		R	5	Drivex School		Dallara F320 HWA	221.7	Free Practice - 1
74	Cem Bolukbasi				Van Amersfoort Racing		Dallara F320 HWA	220.8	Free Practice - 1





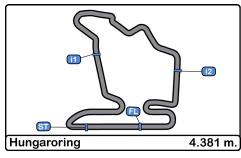
Hungaroring
Euroformula Open
Race - 1
Lap Chart



LAP

Nr	Pos	Grid	1	2	3	4	5	6	7	8	9	10	11	12	13	14	15	16	17	18
52	1	52	28	28	28	28	28	28	74	74	74	74	74	74	74	74	74	74	74	74
28	2	28	74	74	74	74	74	74	8	8	8	8	8	8	8	8	8	8	8	8
27	3	27	8	8	8	8	8	8	34	34	34	34	34	34	34	34	34	34	34	34
8	4	8	34	34	34	34	34	34	21	21	21	21	21	21	21	21	21	21	21	21
74	5	74	21	21	21	21	21	21	25	25	25	25	25	25	25	25	25	25	25	25
25	6	25	88	88	88	88	88	88	88	88	18	18	18	18	18	18	18	18	18	18
34	7	34	25	25	25	25	25	25	18	18	88	88	88	88	27	27	27	27	27	27
18	8	18	18	18	18	18	18	18	66	27	27	27	27	27	88	88	88	88	88	88
88	9	88	66	66	66	66	66	66	27	66	66	66	66	66	66	66	66	66	66	66
21	10	21	35	35	35	35	27	27	77	77	35	35	35	35	35	35	35	35	35	35
77	11	77	77	77	27	27	35	77	35	35	77	77	77	77	77	77	77	77	77	77
66	12	66	27	27	77	77	77	35	28	52	52	52	52	52	52	52	52	52	52	52
35	13	35	52	52	52	52	52	52	52	52	52	52	52	52	52	52	52	52	52	52

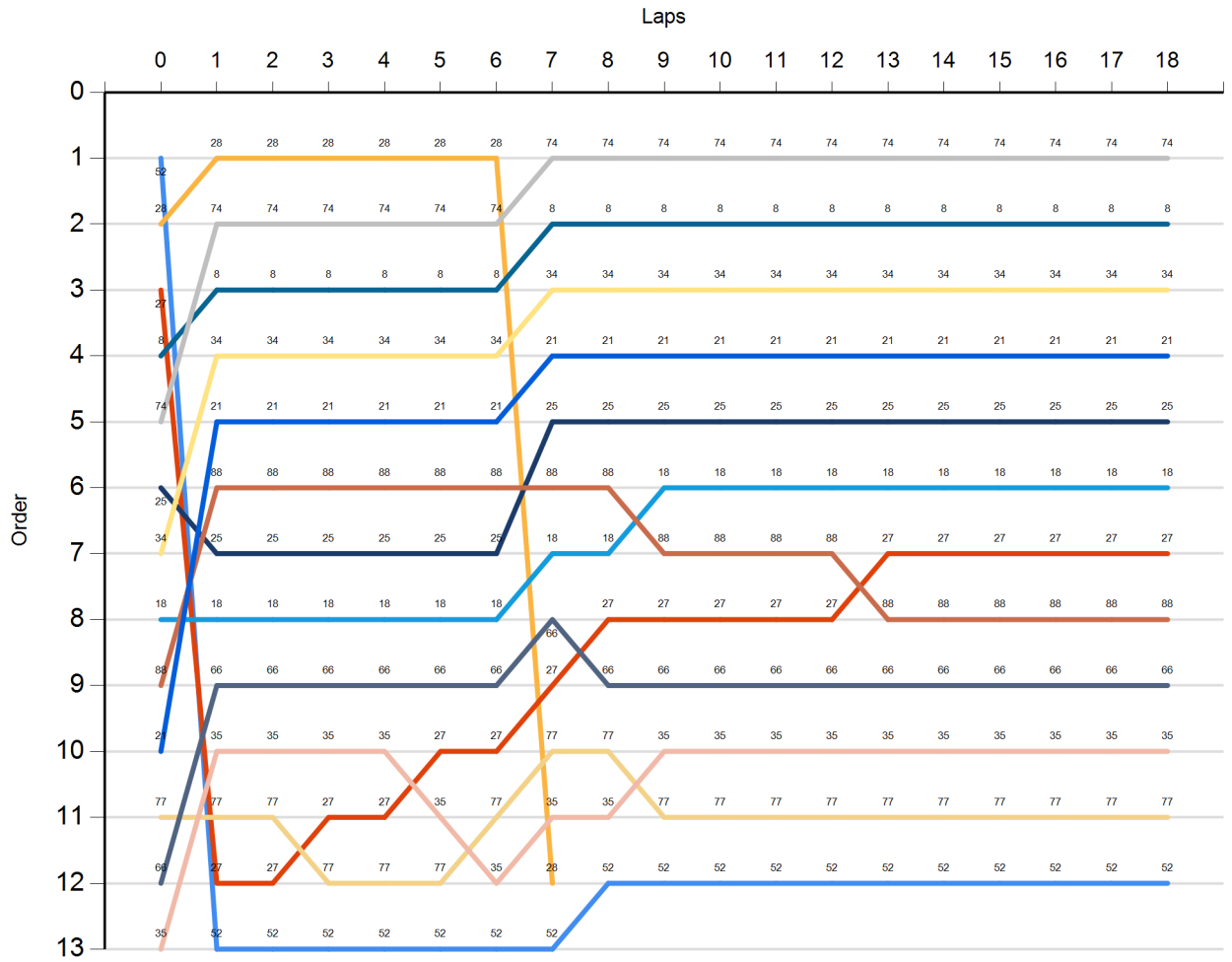




Hungaroring
Euroformula Open
Race - 1
Graphic Lap Chart



- 52
- 28
- 27
- 8
- 74
- 25
- 34
- 18
- 88
- 21
- 77
- 66
- 35





Hungaroring
Euroformula Open
Race - 1
Pit Stop Analysis



Nr.	In Day Time	Driver	Nat	Cat	Team	Nat	Vehicle	In Time	Stop N°	Pit Time	Handicap	Penalty
52	14:09:45.716	Jak Crawford	 USA	R	Team Motopark	 GER	Dallara F320 Spiess	1:50.775	1	53.482		

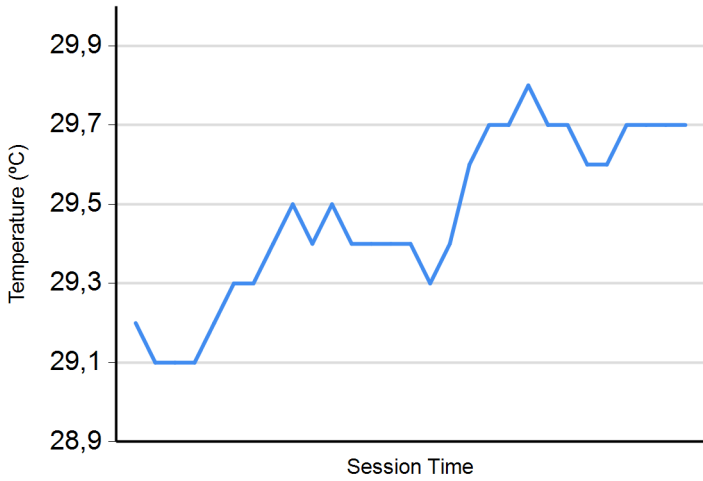




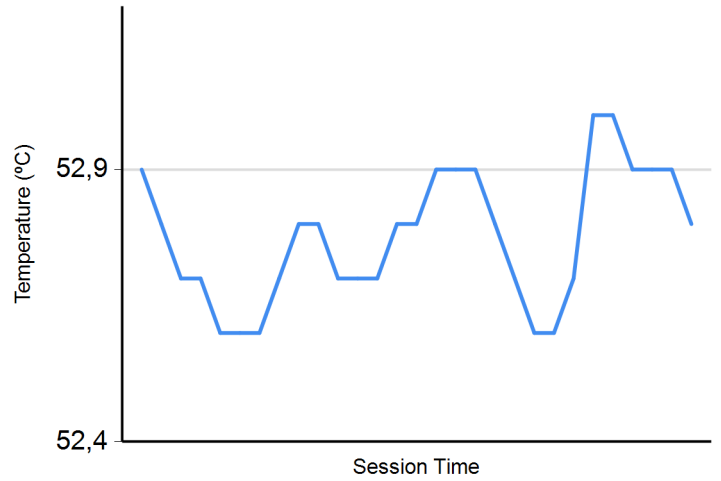
Hungaroring
Euroformula Open
Race - 1
Weather Report



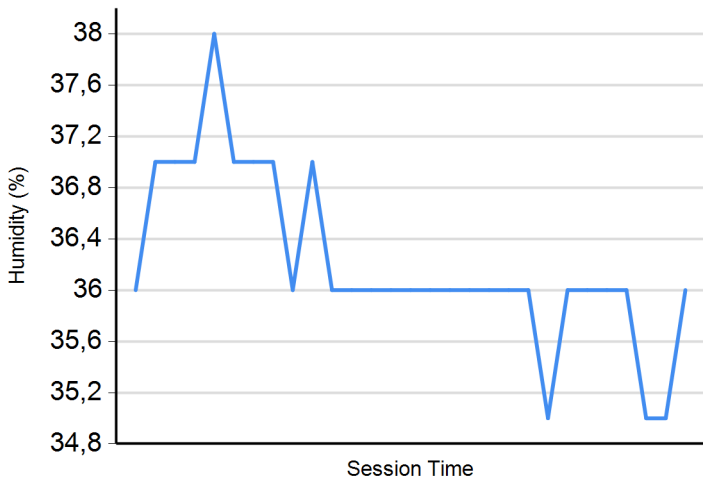
Air Temperature



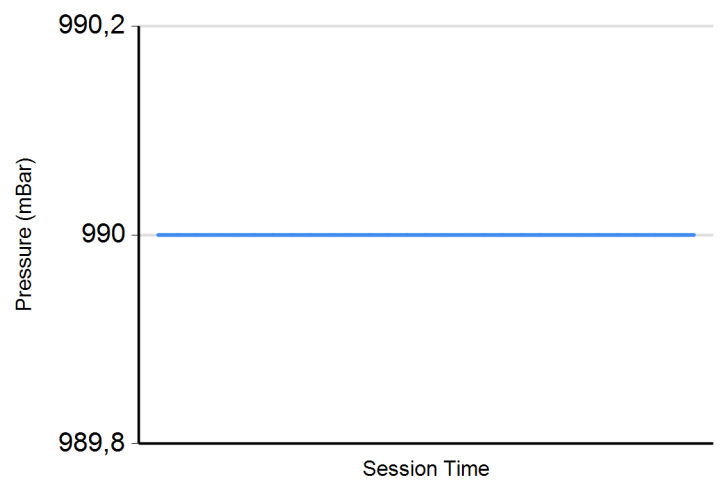
Track Temperature



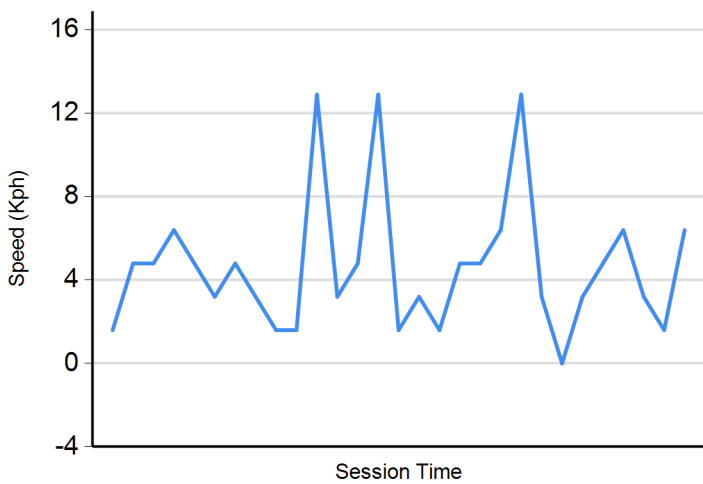
Humidity



Pressure



Wind Speed



Wind direction

North = 0°/360° Est = 90° South = 180° West = 270°

