

Red Bull Ring
F4 Italian Championship
Race - 3
Provisional Results



Cls	N°	Driver	Nat	Competitor	Nat	Rookie	Cls	Laps	Total Time	Gap	Interval	Km/h	Best	Time	Km/h
1	46	Gabriele Mini	ITA	Prema Powerteam	ITA	R	1	21	32:21.734			168.1	10	1:31.639	169.6
2	29	Joshua Durksen	DEU	BWT Muecke Motorsport	DEU			21	32:22.057	0.323	0.323	168.0	10	1:31.304	170.2
3	52	Jak Crawford	USA	Van Amersfoort Racing	NLD			21	32:22.714	0.980	0.657	168.0	11	1:31.794	169.3
4	17	Jonny Edgar	GBR	Van Amersfoort Racing	NLD			21	32:25.463	3.729	2.749	167.7	8	1:32.085	168.8
5	87	Oliver Bearman	GBR	US Racing	DEU	R	2	21	32:31.683	9.949	6.220	167.2	10	1:31.964	169.0
6	51	Francesco Pizzi	ITA	Van Amersfoort Racing	NLD	R	3	21	32:32.413	10.679	0.730	167.1	7	1:32.232	168.5
7	6	Sebastian Montoya	COL	Prema Powerteam	ITA	R	4	21	32:36.190	14.456	3.777	166.8	10	1:32.036	168.8
8	7	Dino Beganovic	SW	Prema Powerteam	ITA	R	5	21	32:37.182	15.448	0.992	166.7	10	1:31.769	169.3
9	84	Francesco Simonazzi	ITA	Jenzer Motorsport	CHE	R	6	21	32:43.455	21.721	6.273	166.2	11	1:32.450	168.1
10	72	Leonardo Fornaroli	ITA	Iron Lynx Srl	ITA	R	7	21	32:43.897	22.163	0.442	166.2	6	1:32.197	168.6
11	21	Axel Gnos	CHE	G4 Racing	CHE			21	32:44.267	22.533	0.370	166.1	6	1:32.342	168.3
12	71	Josef Knopp	CZE	BWT Muecke Motorsport	DEU	R	8	21	32:44.594	22.860	0.327	166.1	7	1:32.294	168.4
13	85	Gabriel Bortoletto	BRA	Prema Powerteam	ITA	R	9	21	32:46.345	24.611	1.751	166.0	14	1:32.444	168.1
14	19	Sebastian Ogaard	DNK	Bhaitech Srl	ITA	R	10	21	32:47.037	25.303	0.692	165.9	13	1:32.371	168.2
15	13	Jasin Ferati	CHE	Jenzer Motorsport	CHE	R	11	21	32:54.523	32.789	7.486	165.3	8	1:32.576	167.9
16	11	Dexter Patterson	GBR	Bhaitech Srl	ITA	R	12	21	32:54.888	33.154	0.365	165.2	8	1:32.568	167.9
17	8	Cenyu Han	CHN	Van Amersfoort Racing	NLD	R	13	21	32:55.299	33.565	0.411	165.2	6	1:32.724	167.6
18	77	Andrea Rosso	ITA	Cram Motorsport Srl	ITA	R	14	21	32:55.977	34.243	0.678	165.2	6	1:32.611	167.8
19	79	Markogiannis Georgios	GRE	Cram Motorsport Srl	ITA	R	15	21	32:59.000	37.266	3.023	164.9	8	1:32.873	167.3
20	78	Mateusz Kaprzyk	POL	Cram Motorsport Srl	ITA	R	16	21	33:01.982	40.248	2.982	164.7	9	1:32.957	167.2
21	4	Victor Bernier	FRA	R-Ace GP	ITA			21	33:03.370	41.636	1.388	164.5	7	1:32.388	168.2
22	86	Bence Valint	HUN	Van Amersfoort Racing	NLD	R	17	21	33:05.865	44.131	2.495	164.3	8	1:32.715	167.6
23	15	Piotr Wisnicki	POL	Jenzer Motorsport	CHE	R	18	19	29:39.268	2 Laps	2 Laps	165.9	14	1:32.393	168.2
24	66	Zdenek Chovanek	CZE	Bhaitech Srl	ITA	R	19	19	29:39.375	2 Laps	0.107	165.9	14	1:32.338	168.3
25	35	Delli Guanti Pietro	ITA	BVM Racing	ITA	R	20	16	25:45.753	5 Laps	3 Laps	160.9	8	1:32.086	168.8
26	48	Jesse Salmenautio	FIN	Bhaitech Srl	ITA			15	23:18.790	6 Laps	1 Lap	166.6	10	1:32.089	168.8
Not classified: (Requirements: 70% of number laps of leader = 15 Laps)															
	27	Sebastian Freymuth	DEU	AS Motorsport	SVN			6	10:22.686	15 Laps	9 Laps	149.7	4	1:33.409	166.4
	88	Hamda Al Qubaisi	UAE	Abu Dhabi Racing	UAE	R		21							

Fastest lap Joshua Durksen in 1:31.304 at 170.3 Km/h in lap 10

Published at:.....

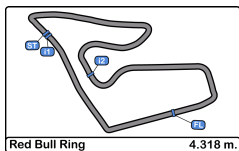
Track Temp: **26.5 °C** Air Temp: **26.1 °C** Humidity: **43 %** Track Status: **DRY**

Stewards:

Race Director:

Timekeeper:





Red Bull Ring
F4 Italian Championship
Race - 3
Provisional Results by Class




Cl	N°	Driver	Nat	Competitor	Nat	Rookie	Cls	Laps	Total Time	Gap	Interval	Km/h	Best	Time	Km/h
1	29	Joshua Durksen	DEU	BWT Muecke Motorsport				21	32:22.057			168.0	10	1:31.304	170.2
2	52	Jak Crawford	USA	Van Amersfoort Racing				21	32:22.714	0.980	0.657	168.0	11	1:31.794	169.3
3	17	Jonny Edgar	GBR	Van Amersfoort Racing				21	32:25.463	3.729	2.749	167.7	8	1:32.085	168.8
4	21	Axel Gnos	CHE	G4 Racing				21	32:44.267	22.533	18.804	166.1	6	1:32.342	168.3
5	4	Victor Bernier	FRA	R-Ace GP				21	33:03.370	41.636	19.103	164.5	7	1:32.388	168.2
6	48	Jesse Salmenautio	FIN	Bhaitech Srl				15	23:18.790	6 Laps	6 Laps	166.6	10	1:32.089	168.8
Not classified: (Requirements: 70% of number laps of leader = 15 Laps)															
	27	Sebastian Freymuth	DEU	AS Motorsport				6	10:22.686	15 Laps	9 Laps	149.7	4	1:33.409	166.4
Rookie															
1	46	Gabriele Mini	ITA	Prema Powerteam		R	1	21	32:21.734			168.1	10	1:31.639	169.6
2	87	Oliver Bearman	GBR	US Racing		R	2	21	32:31.683	9.949	9.949	167.2	10	1:31.964	169.0
3	51	Francesco Pizzi	ITA	Van Amersfoort Racing		R	3	21	32:32.413	10.679	0.730	167.1	7	1:32.232	168.5
4	6	Sebastian Montoya	COL	Prema Powerteam		R	4	21	32:36.190	14.456	3.777	166.8	10	1:32.036	168.8
5	7	Dino Beganovic	SW	Prema Powerteam		R	5	21	32:37.182	15.448	0.992	166.7	10	1:31.769	169.3
6	84	Francesco Simonazzi	ITA	Jenzer Motorsport		R	6	21	32:43.455	21.721	6.273	166.2	11	1:32.450	168.1
7	72	Leonardo Fornaroli	ITA	Iron Lynx Srl		R	7	21	32:43.897	22.163	0.442	166.2	6	1:32.197	168.6
8	71	Josef Knopp	CZE	BWT Muecke Motorsport		R	8	21	32:44.594	22.860	0.697	166.1	7	1:32.294	168.4
9	85	Gabriel Bortoleto	BRA	Prema Powerteam		R	9	21	32:46.345	24.611	1.751	166.0	14	1:32.444	168.1
10	19	Sebastian Ogaard	DNK	Bhaitech Srl		R	10	21	32:47.037	25.303	0.692	165.9	13	1:32.371	168.2
11	13	Jasin Ferati	CHE	Jenzer Motorsport		R	11	21	32:54.523	32.789	7.486	165.3	8	1:32.576	167.9
12	11	Dexter Patterson	GBR	Bhaitech Srl		R	12	21	32:54.888	33.154	0.365	165.2	8	1:32.568	167.9
13	8	Cenyu Han	CHN	Van Amersfoort Racing		R	13	21	32:55.299	33.565	0.411	165.2	6	1:32.724	167.6
14	77	Andrea Rosso	ITA	Cram Motorsport Srl		R	14	21	32:55.977	34.243	0.678	165.2	6	1:32.611	167.8
15	79	Markogiannis	GRE	Cram Motorsport Srl		R	15	21	32:59.000	37.266	3.023	164.9	8	1:32.873	167.3
16	78	Mateusz Kaprzyk	POL	Cram Motorsport Srl		R	16	21	33:01.982	40.248	2.982	164.7	9	1:32.957	167.2
17	86	Bence Valint	HUN	Van Amersfoort Racing		R	17	21	33:05.865	44.131	3.883	164.3	8	1:32.715	167.6
18	15	Piotr Wisnicki	POL	Jenzer Motorsport		R	18	19	29:39.268	2 Laps	2 Laps	165.9	14	1:32.393	168.2
19	66	Zdenek Chovanek	CZE	Bhaitech Srl		R	19	19	29:39.375	2 Laps	0.107	165.9	14	1:32.338	168.3
20	35	Delli Guanti Pietro	ITA	BVM Racing		R	20	16	25:45.753	5 Laps	3 Laps	160.9	8	1:32.086	168.8
Not classified: (Requirements: 70% of number laps of leader = 15 Laps)															
	88	Hamda Al Qubaisi	UAE	Abu Dhabi Racing		R	21								

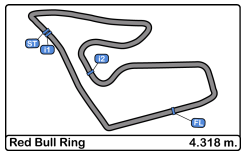
Fastest lap Joshua Durksen in 1:31.304 at 170.3 Km/h in lap 10

Published at:.....

Track Temp: **26.5 °C** Air Temp: **26.1 °C** Humidity: **43 %** Track Status: **DRY**

Stewards:	Race Director:	Timekeeper: 
------------------	-----------------------	---



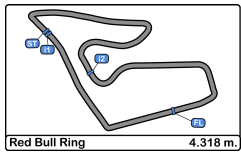


Red Bull Ring
F4 Italian Championship
Race - 3



Provisional Classification by Driver Fastest Lap

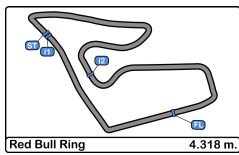
Cls	Nº	Driver	Nat	Competitor	Nat	Rookie	Cls	Laps	Best	Time	Gap	Interval	Km/h
1	29	Joshua Durksen	DEU	BWT Muecke Motorsport	DEU			21	10	1:31.304			170.2
2	46	Gabriele Mini	ITA	Prema Powerteam	ITA	R	1	21	10	1:31.639	0.335	0.335	169.6
3	7	Dino Beganovic	SWE	Prema Powerteam	ITA	R	2	21	10	1:31.769	0.465	0.130	169.3
4	52	Jak Crawford	USA	Van Amersfoort Racing	NLD			21	11	1:31.794	0.490	0.025	169.3
5	87	Oliver Bearman	GBR	US Racing	DEU	R	3	21	10	1:31.964	0.660	0.170	169.0
6	6	Sebastian Montoya	COL	Prema Powerteam	ITA	R	4	21	10	1:32.036	0.732	0.072	168.8
7	17	Jonny Edgar	GBR	Van Amersfoort Racing	NLD			21	8	1:32.085	0.781	0.049	168.8
8	35	Delli Guanti Pietro	ITA	BVM Racing	ITA	R	5	16	8	1:32.086	0.782	0.001	168.8
9	48	Jesse Salmenautio	FIN	Bhaitech Srl	ITA			15	10	1:32.089	0.785	0.003	168.8
10	72	Leonardo Fornaroli	ITA	Iron Lynx Srl	ITA	R	6	21	6	1:32.197	0.893	0.108	168.6
11	51	Francesco Pizzi	ITA	Van Amersfoort Racing	NLD	R	7	21	7	1:32.232	0.928	0.035	168.5
12	71	Josef Knopp	CZE	BWT Muecke Motorsport	DEU	R	8	21	7	1:32.294	0.990	0.062	168.4
13	66	Zdenek Chovanek	CZE	Bhaitech Srl	ITA	R	9	19	14	1:32.338	1.034	0.044	168.3
14	21	Axel Gnos	CHE	G4 Racing	CHE			21	6	1:32.342	1.038	0.004	168.3
15	19	Sebastian Ogaard	DNK	Bhaitech Srl	ITA	R	10	21	13	1:32.371	1.067	0.029	168.2
16	4	Victor Bernier	FRA	R-Ace GP	ITA			21	7	1:32.388	1.084	0.017	168.2
17	15	Piotr Wisnicki	POL	Jenzer Motorsport	CHE	R	11	19	14	1:32.393	1.089	0.005	168.2
18	85	Gabriel Bortoleto Oliverir	BRA	Prema Powerteam	ITA	R	12	21	14	1:32.444	1.140	0.051	168.1
19	84	Francesco Simonazzi	ITA	Jenzer Motorsport	CHE	R	13	21	11	1:32.450	1.146	0.006	168.1
20	11	Dexter Patterson	GBR	Bhaitech Srl	ITA	R	14	21	8	1:32.568	1.264	0.118	167.9
21	13	Jasin Ferati	CHE	Jenzer Motorsport	CHE	R	15	21	8	1:32.576	1.272	0.008	167.9
22	77	Andrea Rosso	ITA	Cram Motorsport Srl	ITA	R	16	21	6	1:32.611	1.307	0.035	167.8
23	86	Bence Valint	HUN	Van Amersfoort Racing	NLD	R	17	21	8	1:32.715	1.411	0.104	167.6
24	8	Cenyu Han	CHN	Van Amersfoort Racing	NLD	R	18	21	6	1:32.724	1.420	0.009	167.6
25	79	Markogiannis Georgios	GRE	Cram Motorsport Srl	ITA	R	19	21	8	1:32.873	1.569	0.149	167.3
26	78	Mateusz Kaprzyk	POL	Cram Motorsport Srl	ITA	R	20	21	9	1:32.957	1.653	0.084	167.2
27	27	Sebastian Freymuth	DEU	AS Motorsport	SVN			6	4	1:33.409	2.105	0.452	166.4



Red Bull Ring
F4 Italian Championship
Race - 3
Distance and Speed Average



Cls	Nº	Driver	Nat	Competitor	Nat	Rookie	Cls	Laps	Distance	Total Time	Km/h
1	46	Gabriele Mini	ITA	Prema Powerteam	ITA	R	1	21	90.67	32:21.734	168.1
2	29	Joshua Durksen	DEU	BWT Muecke Motorsport	DEU			21	90.67	32:22.057	168.0
3	52	Jak Crawford	USA	Van Amersfoort Racing	NLD			21	90.67	32:22.714	168.0
4	17	Jonny Edgar	GBR	Van Amersfoort Racing	NLD			21	90.67	32:25.463	167.7
5	87	Oliver Bearman	GBR	US Racing	DEU	R	2	21	90.67	32:31.683	167.2
6	51	Francesco Pizzi	ITA	Van Amersfoort Racing	NLD	R	3	21	90.67	32:32.413	167.1
7	6	Sebastian Montoya	COL	Prema Powerteam	ITA	R	4	21	90.67	32:36.190	166.8
8	7	Dino Beganovic	SWE	Prema Powerteam	ITA	R	5	21	90.67	32:37.182	166.7
9	84	Francesco Simonazzi	ITA	Jenzer Motorsport	CHE	R	6	21	90.67	32:43.455	166.2
10	72	Leonardo Fornaroli	ITA	Iron Lynx Srl	ITA	R	7	21	90.67	32:43.897	166.2
11	21	Axel Gnos	CHE	G4 Racing	CHE			21	90.67	32:44.267	166.1
12	71	Josef Knopp	CZE	BWT Muecke Motorsport	DEU	R	8	21	90.67	32:44.594	166.1
13	85	Gabriel Bortoleto Oliverira	BRA	Prema Powerteam	ITA	R	9	21	90.67	32:46.345	166.0
14	19	Sebastian Ogaard	DNK	Bhaitech Srl	ITA	R	10	21	90.67	32:47.037	165.9
15	13	Jasin Ferati	CHE	Jenzer Motorsport	CHE	R	11	21	90.67	32:54.523	165.3
16	11	Dexter Patterson	GBR	Bhaitech Srl	ITA	R	12	21	90.67	32:54.888	165.2
17	8	Cenyu Han	CHN	Van Amersfoort Racing	NLD	R	13	21	90.67	32:55.299	165.2
18	77	Andrea Rosso	ITA	Cram Motorsport Srl	ITA	R	14	21	90.67	32:55.977	165.2
19	79	Markogiannis Georgios	GRE	Cram Motorsport Srl	ITA	R	15	21	90.67	32:59.000	164.9
20	78	Mateusz Kaprzyk	POL	Cram Motorsport Srl	ITA	R	16	21	90.67	33:01.982	164.7
21	4	Victor Bernier	FRA	R-Ace GP	ITA			21	90.67	33:03.370	164.5
22	86	Bence Valint	HUN	Van Amersfoort Racing	NLD	R	17	21	90.67	33:05.865	164.3
23	15	Piotr Wisnicki	POL	Jenzer Motorsport	CHE	R	18	19	82.04	29:39.268	165.9
24	66	Zdenek Chovanek	CZE	Bhaitech Srl	ITA	R	19	19	82.04	29:39.375	165.9
25	35	Delli Guanti Pietro	ITA	BVM Racing	ITA	R	20	16	69.08	25:45.753	160.9
26	48	Jesse Salmenautio	FIN	Bhaitech Srl	ITA			15	64.77	23:18.790	166.6
Not classified: (Requirements: 70% of number laps of leader = 15 Laps)											
	27	Sebastian Freymuth	DEU	AS Motorsport	SVN			6	25.90	10:22.686	149.7
	88	Hamda Al Qubaisi	UAE	Abu Dhabi Racing	UAE	R	21				



Red Bull Ring
F4 Italian Championship
Race - 3
Lap Analysis



4

Victor Bernier

7

Dino Beganovic

Tatuus F.4 T014 Abarth

R-Ace GP

R

Prema Powerteam

Lap	D	Time	Sector 1	Sector 2	Sector 3	T. Spd	Elapsed	Lap	D	Time	Sector 1	Sector 2	Sector 3	T. Spd	Elapsed
1		1:42.405	30.750	42.687	28.968	208.8	1:42.405	1		1:38.385	27.597	42.378	28.410	213.4	1:38.385
2		1:34.625	24.175	42.392	28.058	207.6	3:17.030	2		1:34.705	24.054	42.691	27.960	213.4	3:13.090
3		1:33.320	23.759	41.763	27.798	207.2	4:50.350	3		1:32.585	23.350	41.639	27.596	215.5	4:45.675
4		1:33.020	23.566	41.536	27.918	210.5	6:23.370	4		1:32.921	23.261	41.644	28.016	216.0	6:18.596
5		1:34.486	23.852	42.405	28.229	208.0	7:57.856	5		1:32.716	23.312	41.676	27.728	217.3	7:51.312
6		1:33.126	23.661	41.360	28.105	210.9	9:30.982	6		1:33.030	23.339	41.432	28.259	214.2	9:24.342
7		1:32.388	23.651	41.066	27.671	211.3	11:03.370	7		1:35.207	24.165	41.870	29.172	216.0	10:59.549
8		1:32.669	23.574	40.999	28.096	210.9	12:36.039	8		1:33.921	24.008	42.184	27.729	209.3	12:33.470
9		1:34.994	24.126	42.746	28.122	211.7	14:11.033	9		1:32.205	23.575	41.160	27.470	211.3	14:05.675
10		1:33.031	23.488	41.599	27.944	212.5	15:44.064	10		1:31.769	23.413	40.998	27.358	211.7	15:37.444
11		1:35.778	23.584	41.540	30.654	212.1	17:19.842	11		1:32.084	23.347	41.313	27.424	212.5	17:09.528
12		1:33.582	23.658	41.836	28.088	213.8	18:53.424	12		1:32.218	23.497	41.285	27.436	211.3	18:41.746
13		1:33.124	24.100	41.225	27.799	210.1	20:26.548	13		1:32.218	23.482	41.180	27.556	212.1	20:13.964
14		1:33.495	23.602	41.365	28.528	211.7	22:00.043	14		1:32.450	23.294	41.484	27.672	215.1	21:46.414
15		1:33.131	23.782	41.419	27.930	209.3	23:33.174	15		1:32.642	23.428	41.455	27.759	213.4	23:19.056
16		1:35.994	23.775	44.454	27.765	213.8	25:09.168	16		1:36.401	23.425	45.152	27.824	216.0	24:55.457
17		1:34.101	23.658	42.031	28.412	213.8	26:43.269	17		1:32.447	23.558	41.234	27.655	210.1	26:27.904
18		1:34.003	24.011	41.742	28.250	216.0	28:17.272	18		1:32.367	23.560	41.259	27.548	210.1	28:00.271
19		1:32.752	23.908	41.167	27.677	210.1	29:50.024	19		1:32.217	23.515	41.208	27.494	211.3	29:32.488
20		1:32.658	23.542	41.391	27.725	212.1	31:22.682	20		1:32.328	23.473	41.368	27.487	211.7	31:04.816
21		1:40.688 P	23.516	41.946	35.226	212.5	33:03.370	21		1:32.366	23.483	41.307	27.576	210.9	32:37.182

6

Sebastian Montoya

Tatuus F.4 T014 Abarth

8

Cenyu Han

Tatuus F.4 T014 Abarth

R

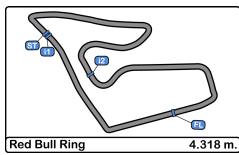
Prema Powerteam

R

Van Amersfoort Racing

Lap	D	Time	Sector 1	Sector 2	Sector 3	T. Spd	Elapsed	Lap	D	Time	Sector 1	Sector 2	Sector 3	T. Spd	Elapsed
1		1:43.078	31.831	42.487	28.760	208.4	1:43.078	1		1:44.492	32.647	43.121	28.724	211.7	1:44.492
2		1:33.006	23.912	41.602	27.492	214.2	3:16.084	2		1:35.282	23.854	43.214	28.214	213.8	3:19.774
3		1:33.218	23.298	41.937	27.983	216.8	4:49.302	3		1:34.052	24.019	41.927	28.106	210.1	4:53.826
4		1:33.219	23.489	41.850	27.880	213.0	6:22.521	4		1:33.412	23.625	41.619	28.168	212.1	6:27.238
5		1:32.852	23.280	42.063	27.509	219.5	7:55.373	5		1:33.215	24.055	41.619	27.541	210.1	8:00.453
6		1:32.237	23.429	41.352	27.456	214.2	9:27.610	6		1:32.724	23.715	41.416	27.593	211.7	9:33.177
7		1:32.622	23.332	41.295	27.995	215.5	11:00.232	7		1:33.449	23.743	42.012	27.694	210.9	11:06.626
8		1:33.698	23.456	42.369	27.873	201.1	12:33.930	8		1:32.814	23.550	41.515	27.749	214.7	12:39.440
9		1:32.512	23.459	41.103	27.950	215.1	14:06.442	9		1:33.029	23.627	41.309	28.093	212.5	14:12.469
10		1:32.036	23.400	41.076	27.560	214.2	15:38.478	10		1:33.821	23.605	42.280	27.936	214.7	15:46.290
11		1:32.417	23.411	41.475	27.531	213.8	17:10.895	11		1:33.287	23.525	41.582	28.180	215.5	17:19.577
12		1:32.045	23.414	41.087	27.544	213.4	18:42.940	12		1:33.510	23.702	41.836	27.972	211.7	18:53.087
13		1:32.093	23.515	41.073	27.505	212.1	20:15.033	13		1:32.931	23.615	41.465	27.851	211.7	20:26.018
14		1:32.193	23.563	41.198	27.432	211.3	21:47.226	14		1:32.780	23.586	41.417	27.777	210.9	21:58.798
15		1:32.194	23.235	41.140	27.819	215.1	23:19.420	15		1:34.018	23.723	42.151	28.144	211.3	23:32.816
16		1:33.324	23.293	42.324	27.707	218.6	24:52.744	16		1:35.507	23.950	43.589	27.968	204.9	25:08.323
17		1:32.658	23.587	41.485	27.586	211.3	26:25.402	17		1:33.812	23.824	42.094	27.894	211.3	26:42.135
18		1:32.492	23.578	41.259	27.655	212.1	27:57.894	18		1:32.999	23.771	41.399	27.829	210.9	28:15.134
19		1:32.576	23.684	41.240	27.652	212.1	29:30.470	19		1:33.640	23.761	41.909	27.970	210.9	29:48.774
20		1:32.446	23.569	41.157	27.720	212.1	31:02.916	20		1:33.194	23.683	41.544	27.967	213.4	31:21.968
21		1:33.274	23.512	41.622	28.140	211.7	32:36.190	21		1:33.331	23.765	41.750	27.816	209.3	32:55.299





Red Bull Ring
F4 Italian Championship
Race - 3
Lap Analysis



11 Dexter Patterson Tatuus F.4 T014 Abarth

15 Piotr Wisnicki Tatuus F.4 T014 Abarth

R Bhaitech Srl						
Lap	D	Time	Sector 1	Sector 2	Sector 3	T. Spd
1		1:43.792	31.796	43.330	28.666	207.2
2		1:34.992	24.185	42.887	27.920	214.2
3		1:33.290	23.779	41.577	27.934	210.5
4		1:33.576	23.650	41.889	28.037	214.2
5		1:34.204	23.591	42.305	28.308	213.8
6		1:32.953	23.671	41.525	27.757	213.0
7		1:32.911	23.472	41.693	27.746	215.5
8		1:32.568	23.517	41.206	27.845	214.2
9		1:33.727	23.540	41.671	28.516	213.0
10		1:33.969	23.405	42.711	27.853	215.5
11		1:33.153	23.547	41.460	28.146	214.7
12		1:33.112	23.492	41.395	28.225	215.1
13		1:32.726	23.548	41.405	27.773	213.4
14		1:33.417	23.348	42.026	28.043	214.7
15		1:34.124	23.592	42.495	28.037	213.4
16		1:34.709	23.868	42.940	27.901	193.8
17		1:33.497	23.673	41.777	28.047	212.1
18		1:33.047	23.572	41.440	28.035	213.0
19		1:34.620	23.510	42.755	28.355	214.7
20		1:33.006	23.716	41.460	27.830	212.5
21		1:33.495	23.540	41.950	28.005	213.4

R Jenzer Motorsport						
Lap	D	Time	Sector 1	Sector 2	Sector 3	T. Spd
1		1:41.582	30.478	42.862	28.242	209.7
2		1:33.589	23.410	42.306	27.873	217.3
3		1:33.772	23.569	42.281	27.922	215.5
4		1:33.166	23.834	41.585	27.747	210.1
5		1:33.757	23.533	42.619	27.605	214.2
6		1:32.518	23.598	41.306	27.614	213.4
7		1:32.830	23.693	41.536	27.601	212.1
8		1:34.318	23.548	41.918	28.852	213.8
9		1:32.811	23.654	41.431	27.726	212.1
10		1:32.820	23.641	41.501	27.678	214.2
11		1:33.673	23.657	42.334	27.682	213.0
12		1:32.862	23.663	41.641	27.558	213.0
13		1:32.433	23.641	41.148	27.644	212.1
14		1:32.393	23.437	41.412	27.544	212.5
15		1:32.867	23.616	41.652	27.599	213.0
16		1:33.671	23.517	42.336	27.818	212.1
17		1:33.175	23.643	41.746	27.786	214.7
18		1:33.192	23.816	41.523	27.853	211.7
19		1:33.839	23.519	41.893	28.427	214.7
20			24.356			208.0

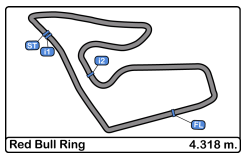
13 Jasin Ferati Tatuus F.4 T014 Abarth

17 Jonny Edgar Tatuus F.4 T014 Abarth

R Jenzer Motorsport						
Lap	D	Time	Sector 1	Sector 2	Sector 3	T. Spd
1		1:43.435	31.978	42.854	28.603	207.2
2		1:34.850	24.185	42.830	27.835	210.5
3		1:33.414	23.698	41.766	27.950	213.4
4		1:33.557	23.582	42.099	27.876	216.4
5		1:33.813	23.523	42.483	27.807	214.7
6		1:32.995	23.405	41.797	27.793	214.7
7		1:32.629	23.523	41.373	27.733	214.7
8		1:32.576	23.489	41.367	27.720	213.0
9		1:33.996	23.629	42.311	28.056	214.2
10		1:33.821	23.844	42.182	27.795	210.1
11		1:33.302	23.626	41.610	28.066	213.8
12		1:32.868	23.475	41.552	27.841	213.8
13		1:32.882	23.620	41.321	27.941	211.7
14		1:33.958	23.711	42.274	27.973	208.8
15		1:34.211	23.801	42.309	28.101	208.8
16		1:34.416	23.956	42.372	28.088	209.3
17		1:33.456	23.754	41.760	27.942	209.7
18		1:33.183	23.799	41.552	27.832	210.5
19		1:34.332	23.757	42.626	27.949	209.7
20		1:33.138	23.656	41.567	27.915	210.5
21		1:33.691	23.919	41.729	28.043	207.6

Lap	D	Time	Sector 1	Sector 2	Sector 3	T. Spd
1		1:37.453	27.551	42.037	27.865	209.3
2		1:33.309	23.678	41.666	27.965	212.1
3		1:32.729	23.541	41.477	27.711	210.5
4		1:32.497	23.410	41.391	27.696	214.2
5		1:32.265	23.445	41.253	27.567	212.5
6		1:32.849	23.949	41.336	27.564	214.2
7		1:32.322	23.482	41.271	27.569	212.5
8		1:32.085	23.411	41.064	27.610	213.0
9		1:32.321	23.470	41.155	27.696	213.0
10		1:32.113	23.441	41.116	27.556	213.4
11		1:32.313	23.428	41.221	27.664	213.0
12		1:32.249	23.514	41.140	27.595	212.1
13		1:32.234	23.495	41.103	27.636	211.3
14		1:32.253	23.485	41.223	27.545	210.5
15		1:32.329	23.543	41.237	27.549	210.5
16		1:32.234	23.470	41.196	27.568	210.9
17		1:32.636	23.498	41.496	27.642	211.3
18		1:32.419	23.505	41.292	27.622	211.3
19		1:32.103	23.505	41.086	27.512	211.3
20		1:32.205	23.438	41.153	27.614	211.3
21		1:32.545	23.519	41.402	27.624	211.3





Red Bull Ring
F4 Italian Championship
Race - 3
Lap Analysis



19

Sebastian Ogaard

Tatuus F.4 T014 Abarth

29

Joshua Durksen

Tatuus F.4 T014 Abarth

R

Bhaitech Srl

BWT Muecke Motorsport

Lap D	Time	Sector 1	Sector 2	Sector 3	T. Spd	Elapsed	Lap D	Time	Sector 1	Sector 2	Sector 3	T. Spd	Elapsed
1	1:41.142	30.556	42.523	28.063	205.7	1:41.142	1	1:38.591	27.694	42.700	28.197	216.8	1:38.591
2	1:34.421	23.720	42.633	28.068	211.3	3:15.563	2	1:33.224	23.660	42.134	27.430	213.0	3:11.815
3	1:33.949	23.768	42.185	27.996	208.8	4:49.512	3	1:32.275	23.433	41.459	27.383	217.3	4:44.090
4	1:33.289	23.667	41.851	27.771	213.8	6:22.801	4	1:32.302	23.649	41.295	27.358	215.1	6:16.392
5	1:34.124	23.603	42.075	28.446	212.1	7:56.925	5	1:32.040	23.408	41.275	27.357	217.3	7:48.432
6	1:32.743	23.629	41.577	27.537	212.5	9:29.668	6	1:31.987	23.457	41.216	27.314	215.5	9:20.419
7	1:32.558	23.519	41.486	27.553	210.9	11:02.226	7	1:32.419	23.152	41.771	27.496	217.7	10:52.838
8	1:33.420	23.539	41.428	28.453	212.1	12:35.646	8	1:31.950	23.298	41.229	27.423	216.8	12:24.788
9	1:34.912	24.448	42.658	27.806	205.7	14:10.558	9	1:31.806	23.258	41.274	27.274	217.3	13:56.594
10	1:32.535	23.517	41.398	27.620	211.3	15:43.093	10	1:31.304	23.253	40.862	27.189	215.1	15:27.898
11	1:33.384	23.710	42.019	27.655	209.7	17:16.477	11	1:31.389	23.178	40.893	27.318	216.4	16:59.287
12	1:32.640	23.653	41.393	27.594	209.3	18:49.117	12	1:32.071	23.274	41.398	27.399	217.3	18:31.358
13	1:32.371	23.704	41.188	27.479	208.4	20:21.488	13	1:32.142	23.384	41.211	27.547	216.4	20:03.500
14	1:32.477	23.581	41.399	27.497	208.0	21:53.965	14	1:32.264	23.401	41.365	27.498	216.0	21:35.764
15	1:32.503	23.635	41.366	27.502	209.3	23:26.468	15	1:32.399	23.268	41.572	27.559	216.8	23:08.163
16	1:33.084	23.528	41.979	27.577	209.7	24:59.552	16	1:31.981	23.289	41.191	27.501	215.5	24:40.144
17	1:34.234	23.645	42.090	28.499	211.7	26:33.786	17	1:32.506	23.289	41.732	27.485	204.5	26:12.650
18	1:33.103	23.632	41.701	27.770	212.5	28:06.889	18	1:31.985	23.243	41.110	27.632	216.4	27:44.635
19	1:32.886	23.636	41.521	27.729	212.5	29:39.775	19	1:31.770	23.227	41.166	27.377	216.8	29:16.405
20	1:34.723	24.055	43.026	27.642	195.6	31:14.498	20	1:32.804	23.187	42.151	27.466	217.7	30:49.209
21	1:32.539	23.693	41.359	27.487	209.7	32:47.037	21	1:32.848	23.493	41.595	27.760	216.4	32:22.057

21

Axel Gnos

Tatuus F.4 T014 Abarth

35

Delli Guanti Pietro

Tatuus F.4 T014 Abarth

G4 Racing

R

BVM Racing

Lap D	Time	Sector 1	Sector 2	Sector 3	T. Spd	Elapsed	Lap D	Time	Sector 1	Sector 2	Sector 3	T. Spd	Elapsed
1	1:42.523	30.905	42.905	28.713	212.1	1:42.523	1	1:39.271	29.435	41.989	27.847	205.3	1:39.271
2	1:34.758	24.809	42.221	27.728	210.1	3:17.281	2	1:34.192	23.613	42.378	28.201	215.5	3:13.463
3	1:33.469	23.663	41.754	28.052	214.2	4:50.750	3	1:33.487	24.249	41.655	27.583	207.6	4:46.950
4	1:32.818	23.565	41.579	27.674	214.7	6:23.568	4	1:32.403	23.539	41.331	27.533	210.5	6:19.353
5	1:33.052	23.614	41.723	27.715	212.5	7:56.620	5	1:32.433	23.546	41.139	27.748	212.1	7:51.786
6	1:32.342	23.622	41.367	27.353	213.0	9:28.962	6	1:32.346	23.525	41.156	27.665	213.0	9:24.132
7	1:32.714	23.373	41.579	27.762	216.0	11:01.676	7	1:34.408	23.699	42.572	28.137	211.7	10:58.540
8	1:33.152	23.450	41.643	28.059	215.5	12:34.828	8	1:32.086	23.505	41.006	27.575	210.9	12:30.626
9	1:33.081	23.538	41.519	28.024	216.8	14:07.909	9	1:32.211	23.581	41.182	27.448	211.3	14:02.837
10	1:32.674	23.596	41.326	27.752	214.7	15:40.583	10	1:32.340	23.497	41.175	27.668	211.7	15:35.177
11	1:32.706	23.464	41.341	27.901	216.0	17:13.289	11	1:32.507	23.632	41.254	27.621	210.9	17:07.684
12	1:32.426	23.444	41.343	27.639	214.7	18:45.715	12	1:32.700	23.819	41.256	27.625	209.3	18:40.384
13	1:33.040	23.457	41.708	27.875	216.0	20:18.755	13	1:32.470	23.552	41.374	27.544	210.5	20:12.854
14	1:32.639	23.346	41.405	27.888	215.1	21:51.394	14	1:32.478	23.572	41.262	27.644	210.5	21:45.332
15	1:33.010	23.440	41.641	27.929	215.1	23:24.404	15	1:32.887	23.609	41.557	27.721	210.5	23:18.219
16	1:34.340	23.472	42.857	28.011	212.5	24:58.744	16	2:27.534 P	23.568	1:26.265	37.701	210.5	25:45.753
17	1:32.825	23.580	41.619	27.626	214.2	26:31.569							
18	1:33.393	23.478	41.753	28.162	215.5	28:04.962							
19	1:33.319	23.571	41.846	27.902	215.5	29:38.281							
20	1:32.608	23.570	41.302	27.736	213.8	31:10.889							
21	1:33.378	23.458	41.840	28.080	215.5	32:44.267							

27

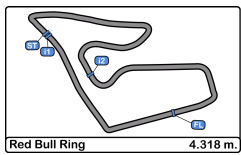
Sebastian Freymuth

Tatuus F.4 T014 Abarth

AS Motorsport

Lap D	Time	Sector 1	Sector 2	Sector 3	T. Spd	Elapsed
1	1:45.186	32.550	43.986	28.650	209.3	1:45.186
2	1:35.333	24.537	42.664	28.132	210.1	3:20.519
3	1:34.036	23.871	42.053	28.112	212.1	4:54.555
4	1:33.409	23.639	41.800	27.970	213.8	6:27.964
5	1:33.907	23.656	42.245	28.006	213.0	8:01.871
6	2:20.815 P	24.123	1:14.913	41.779	208.8	10:22.686





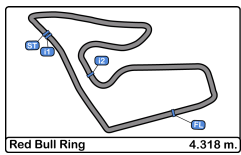
Red Bull Ring
F4 Italian Championship
Race - 3
Lap Analysis



46 Gabriele Mini							51 Francesco Pizzi								
Tatuus F.4 T014 Abarth							Tatuus F.4 T014 Abarth								
R Prema Powerteam							R Van Amersfoort Racing								
Lap	D	Time	Sector 1	Sector 2	Sector 3	T. Spd	Elapsed	Lap	D	Time	Sector 1	Sector 2	Sector 3	T. Spd	Elapsed
1		1:36.784	26.993	41.804	27.987	207.2	1:36.784	1		1:38.967	28.506	42.121	28.340	208.4	1:38.967
2		1:32.987	23.781	41.505	27.701	209.3	3:09.771	2		1:33.712	23.756	42.158	27.798	215.5	3:12.679
3		1:32.759	23.689	41.470	27.600	209.7	4:42.530	3		1:32.614	23.498	41.368	27.748	212.5	4:45.293
4		1:32.481	23.615	41.307	27.559	210.1	6:15.011	4		1:33.025	23.597	41.589	27.839	212.5	6:18.318
5		1:32.354	23.579	41.239	27.536	210.5	7:47.365	5		1:32.340	23.462	41.266	27.612	215.5	7:50.658
6		1:32.151	23.691	40.988	27.472	210.5	9:19.516	6		1:32.386	23.632	41.304	27.450	211.7	9:23.044
7		1:31.927	23.514	41.011	27.402	211.3	10:51.443	7		1:32.232	23.551	41.074	27.607	212.1	10:55.276
8		1:32.032	23.518	41.084	27.430	210.9	12:23.475	8		1:32.485	23.568	41.214	27.703	211.7	12:27.761
9		1:31.767	23.444	40.946	27.377	211.7	13:55.242	9		1:32.503	23.719	41.158	27.626	211.7	14:00.264
10		1:31.639	23.474	40.899	27.266	211.7	15:26.881	10		1:32.419	23.506	41.277	27.636	212.1	15:32.683
11		1:31.900	23.469	40.937	27.494	211.3	16:58.781	11		1:32.453	23.524	41.216	27.713	212.5	17:05.136
12		1:32.136	23.576	41.134	27.426	210.1	18:30.917	12		1:32.349	23.556	41.159	27.634	212.1	18:37.485
13		1:32.222	23.541	41.160	27.521	211.3	20:03.139	13		1:32.649	23.668	41.322	27.659	211.3	20:10.134
14		1:32.252	23.478	41.269	27.505	210.5	21:35.391	14		1:32.626	23.620	41.286	27.720	210.9	21:42.760
15		1:32.197	23.483	41.247	27.467	210.5	23:07.588	15		1:32.464	23.530	41.152	27.782	210.9	23:15.224
16		1:31.894	23.445	41.024	27.425	211.3	24:39.482	16		1:32.561	23.514	41.300	27.747	210.1	24:47.785
17		1:32.604	23.607	41.593	27.404	207.6	26:12.086	17		1:32.710	23.603	41.373	27.734	211.7	26:20.495
18		1:31.927	23.436	40.965	27.526	211.7	27:44.013	18		1:32.629	23.640	41.154	27.835	211.7	27:53.124
19		1:31.860	23.476	40.968	27.416	211.7	29:15.873	19		1:33.709	23.600	41.768	28.341	211.7	29:26.833
20		1:32.930	23.544	41.784	27.602	210.9	30:48.803	20		1:32.718	23.461	41.398	27.859	215.1	30:59.551
21		1:32.931	23.663	41.473	27.795	211.3	32:21.734	21		1:32.862	23.528	41.488	27.846	214.2	32:32.413

48 Jesse Salmenautio							52 Jak Crawford								
Tatuus F.4 T014 Abarth							Tatuus F.4 T014 Abarth								
R Bhaitech Srl							R Van Amersfoort Racing								
Lap	D	Time	Sector 1	Sector 2	Sector 3	T. Spd	Elapsed	Lap	D	Time	Sector 1	Sector 2	Sector 3	T. Spd	Elapsed
1		1:40.211	29.914	42.179	28.118	209.7	1:40.211	1		1:37.079	27.025	41.895	28.159	212.5	1:37.079
2		1:33.336	23.785	41.654	27.897	212.1	3:13.547	2		1:33.060	23.623	41.646	27.791	213.8	3:10.139
3		1:33.907	24.167	42.104	27.636	209.7	4:47.454	3		1:32.900	23.460	41.565	27.875	213.8	4:43.039
4		1:32.592	23.401	41.525	27.666	214.7	6:20.046	4		1:32.422	23.479	41.409	27.534	214.2	6:15.461
5		1:32.670	23.478	41.417	27.775	213.0	7:52.716	5		1:32.327	23.406	41.370	27.551	214.2	7:47.788
6		1:32.730	23.531	41.570	27.629	213.0	9:25.446	6		1:32.171	23.532	41.130	27.509	214.7	9:19.959
7		1:33.592	23.312	41.958	28.322	217.3	10:59.038	7		1:32.488	23.433	41.723	27.332	215.1	10:52.447
8		1:32.534	23.571	41.294	27.669	213.0	12:31.572	8		1:32.023	23.338	41.250	27.435	213.8	12:24.470
9		1:32.261	23.420	41.212	27.629	212.5	14:03.833	9		1:32.674	23.418	41.719	27.537	213.0	13:57.144
10		1:32.089	23.377	41.190	27.522	213.0	15:35.922	10		1:31.830	23.284	41.072	27.474	215.1	15:28.974
11		1:32.292	23.364	41.288	27.640	215.1	17:08.214	11		1:31.794	23.334	41.043	27.417	213.8	17:00.768
12		1:32.766	23.603	41.446	27.717	213.8	18:40.980	12		1:32.140	23.369	41.220	27.551	213.0	18:32.908
13		1:32.508	23.462	41.349	27.697	214.2	20:13.488	13		1:32.067	23.504	41.039	27.524	211.7	20:04.975
14		1:32.389	23.459	41.371	27.559	213.0	21:45.877	14		1:31.979	23.398	41.022	27.559	212.5	21:36.954
15		1:32.913	23.433	41.591	27.889	214.7	23:18.790	15		1:32.126	23.355	41.248	27.523	212.5	23:09.080
16			23.487			213.0		16		1:32.174	23.360	41.223	27.591	213.4	24:41.254
								17		1:32.414	23.353	41.565	27.496	213.0	26:13.668
								18		1:32.316	23.350	41.338	27.628	214.2	27:45.984
								19		1:32.145	23.433	41.184	27.528	213.4	29:18.129
								20		1:32.108	23.436	41.110	27.562	212.1	30:50.237
								21		1:32.477	23.505	41.307	27.665	212.5	32:22.714





Red Bull Ring
F4 Italian Championship
Race - 3
Lap Analysis



66

Zdenek Chovanek

Tatuus F.4 T014 Abarth

72

Leonardo Fornaroli

Tatuus F.4 T014 Abarth

R

Bhaitech Srl

R

Iron Lynx Srl

Lap	D	Time	Sector 1	Sector 2	Sector 3	T. Spd	Elapsed	Lap	D	Time	Sector 1	Sector 2	Sector 3	T. Spd	Elapsed
1		1:43.241	31.437	42.849	28.955	208.4	1:43.241	1		1:40.793	30.040	42.749	28.004	207.6	1:40.793
2		1:34.757	24.217	42.557	27.983	208.0	3:17.998	2		1:33.940	23.518	42.702	27.720	213.0	3:14.733
3		1:33.295	23.516	41.869	27.910	214.2	4:51.293	3		1:33.756	23.497	42.474	27.785	216.8	4:48.489
4		1:33.741	23.642	42.145	27.954	215.1	6:25.034	4		1:33.310	23.533	41.689	28.088	216.0	6:21.799
5		1:33.676	23.725	42.146	27.805	208.4	7:58.710	5		1:32.852	23.580	41.779	27.493	213.0	7:54.651
6		1:32.803	23.588	41.677	27.538	210.9	9:31.513	6		1:32.197	23.445	41.230	27.522	213.8	9:26.848
7		1:32.667	23.629	41.430	27.608	213.0	11:04.180	7		1:32.686	23.429	41.466	27.791	215.1	10:59.534
8		1:32.537	23.536	41.238	27.763	213.4	12:36.717	8		1:35.099	24.070	42.766	28.263	209.7	12:34.633
9		1:33.227	23.716	41.788	27.723	214.2	14:09.944	9		1:32.904	23.490	41.489	27.925	216.8	14:07.537
10		1:33.581	23.533	42.407	27.641	213.0	15:43.525	10		1:32.579	23.464	41.544	27.571	214.7	15:40.116
11		1:33.787	23.493	42.254	28.040	216.4	17:17.312	11		1:32.690	23.516	41.476	27.698	214.7	17:12.806
12		1:32.403	23.552	41.104	27.747	212.5	18:49.715	12		1:32.587	23.506	41.428	27.653	213.0	18:45.393
13		1:32.630	23.471	41.321	27.838	214.2	20:22.345	13		1:32.877	23.526	41.746	27.605	215.1	20:18.270
14		1:32.338	23.452	41.320	27.566	213.0	21:54.683	14		1:32.818	23.492	41.550	27.776	213.4	21:51.088
15		1:32.637	23.551	41.431	27.655	214.2	23:27.320	15		1:32.936	23.482	41.623	27.831	213.8	23:24.024
16		1:32.772	23.496	41.585	27.691	213.8	25:00.092	16		1:33.544	23.451	42.340	27.753	213.4	24:57.568
17		1:33.431	23.558	41.549	28.324	215.1	26:33.523	17		1:32.898	23.492	41.868	27.538	213.8	26:30.466
18		1:32.905	23.628	41.544	27.733	211.7	28:06.428	18		1:34.236	23.660	42.517	28.059	205.3	28:04.702
19		1:32.947	23.607	41.424	27.916	212.5	29:39.375	19		1:32.993	23.501	41.986	27.506	216.8	29:37.695
20		24.375			208.0			20		1:32.814	23.509	41.539	27.766	213.0	31:10.509

71

Josef Knopp

Tatuus F.4 T014 Abarth

77

Andrea Rosso

Tatuus F.4 T014 Abarth

R

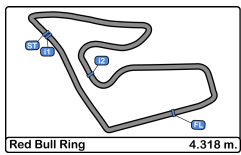
BWT Muecke Motorsport

R

Cram Motorsport Srl

Lap	D	Time	Sector 1	Sector 2	Sector 3	T. Spd	Elapsed	Lap	D	Time	Sector 1	Sector 2	Sector 3	T. Spd	Elapsed
1		1:42.764	30.662	42.921	29.181	212.1	1:42.764	1		1:46.054	35.046	42.269	28.739	207.2	1:46.054
2		1:34.908	24.809	42.257	27.842	211.3	3:17.672	2		1:34.177	24.093	41.808	28.276	211.7	3:20.231
3		1:33.435	23.585	41.781	28.069	214.2	4:51.107	3		1:34.054	23.580	42.344	28.130	210.5	4:54.285
4		1:32.954	23.616	41.663	27.675	213.8	6:24.061	4		1:33.284	23.549	41.603	28.132	214.2	6:27.569
5		1:33.312	23.589	41.817	27.906	215.1	7:57.373	5		1:33.471	23.764	41.988	27.719	206.8	8:01.040
6		1:33.131	23.411	41.719	28.001	216.8	9:30.504	6		1:32.611	23.577	41.326	27.708	213.4	9:33.651
7		1:32.294	23.413	41.328	27.553	214.2	11:02.798	7		1:32.733	23.472	41.507	27.754	215.1	11:06.384
8		1:33.035	23.402	41.401	28.232	215.1	12:35.833	8		1:32.633	23.575	41.373	27.685	212.5	12:39.017
9		1:33.277	24.232	41.370	27.675	210.5	14:09.110	9		1:33.256	23.542	41.420	28.294	212.1	14:12.273
10		1:32.692	23.566	41.395	27.731	213.4	15:41.802	10		1:33.139	23.629	41.739	27.771	214.2	15:45.412
11		1:32.499	23.550	41.173	27.776	211.7	18:47.029	11		1:33.296	23.505	41.701	28.090	216.0	17:18.708
12		1:32.402	23.538	41.150	27.714	211.3	20:19.431	12		1:33.015	23.617	41.470	27.928	213.0	18:51.723
13		1:32.667	23.453	41.498	27.716	211.7	21:52.098	13		1:32.766	23.559	41.322	27.885	213.4	20:24.489
14		1:32.700	23.517	41.479	27.704	212.5	23:24.798	14		1:35.764	23.527	43.368	28.869	214.2	22:00.253
15		1:33.485	23.373	42.401	27.711	215.5	24:58.283	15		1:34.650	24.266	42.451	27.933	213.4	23:34.903
16		1:32.905	23.435	41.655	27.815	214.2	26:31.188	16		1:33.955	23.581	42.378	27.996	210.9	25:08.858
17		1:33.257	23.429	41.817	28.011	214.2	28:04.445	17		1:34.089	23.558	42.194	28.337	213.8	26:42.947
18		1:34.441	23.675	42.511	28.255	211.7	29:38.886	18		1:33.202	23.780	41.676	27.746	210.5	28:16.149
19		1:32.679	23.343	41.379	27.957	215.5	31:11.565	19		1:33.146	23.778	41.357	28.011	212.1	29:49.295
20		1:33.029	23.502	41.441	28.086	212.5	32:44.594	20		1:33.167	23.576	41.641	27.950	214.7	31:22.462
21								21		1:33.515	23.671	41.780	28.064	210.5	32:55.977





Red Bull Ring
F4 Italian Championship
Race - 3
Lap Analysis



78

Mateusz Kaprzyk

Tatuus F.4 T014 Abarth

84

Francesco Simonazzi

Tatuus F.4 T014 Abarth

R

Cram Motorsport Srl

R

Jenzer Motorsport

Lap	D	Time	Sector 1	Sector 2	Sector 3	T. Spd	Elapsed	Lap	D	Time	Sector 1	Sector 2	Sector 3	T. Spd	Elapsed
1		1:45.777	32.749	43.870	29.158	198.8	1:45.777	1		1:40.100	29.501	42.334	28.265	206.1	1:40.100
2		1:35.136	24.395	42.658	28.083	207.6	3:20.913	2		1:34.156	24.153	42.000	28.003	213.4	3:14.256
3		1:34.415	23.821	42.589	28.005	213.4	4:55.328	3		1:33.988	23.822	42.369	27.797	211.7	4:48.244
4		1:34.026	23.724	41.970	28.332	212.1	6:29.354	4		1:33.195	23.564	41.543	28.088	212.1	6:21.439
5		1:33.877	23.889	41.928	28.060	209.7	8:03.231	5		1:32.590	23.601	41.315	27.674	210.9	7:54.029
6		1:33.964	23.852	42.167	27.945	210.9	9:37.195	6		1:32.505	23.557	41.336	27.612	211.3	9:26.534
7		1:33.391	23.814	41.661	27.916	212.1	11:10.586	7		1:33.872	23.653	41.770	28.449	210.1	11:00.406
8		1:33.001	23.658	41.570	27.773	212.1	12:43.587	8		1:33.959	23.792	42.036	28.131	212.1	12:34.365
9		1:32.957	23.590	41.489	27.878	211.7	14:16.544	9		1:32.730	23.590	41.448	27.692	213.8	14:07.095
10		1:34.371	23.762	42.596	28.013	211.3	15:50.915	10		1:32.605	23.512	41.426	27.667	213.0	15:39.700
11		1:33.586	23.692	41.799	28.095	212.1	17:24.501	11		1:32.450	23.575	41.323	27.552	211.7	17:12.150
12		1:33.455	23.718	41.810	27.927	211.3	18:57.956	12		1:32.795	23.629	41.368	27.798	210.9	18:44.945
13		1:33.409	23.649	41.742	28.018	211.3	20:31.365	13		1:32.876	23.813	41.401	27.662	209.7	20:17.821
14		1:33.360	23.643	41.835	27.882	212.1	22:04.725	14		1:32.842	23.647	41.532	27.663	209.7	21:50.663
15		1:33.451	23.583	41.882	27.986	211.7	23:38.176	15		1:32.922	23.757	41.504	27.661	208.8	23:23.585
16		1:34.936	23.746	43.114	28.076	209.7	25:13.112	16		1:33.519	23.794	42.085	27.640	208.8	24:57.104
17		1:33.801	23.878	42.009	27.914	209.3	26:46.913	17		1:33.078	23.747	41.533	27.798	209.7	26:30.182
18		1:33.753	23.732	41.947	28.074	210.1	28:20.666	18		1:33.797	23.903	41.972	27.922	207.6	28:03.979
19		1:33.824	23.835	41.867	28.122	208.8	29:54.490	19		1:33.086	23.812	41.504	27.770	208.8	29:37.065
20		1:33.613	23.824	41.933	27.856	209.7	31:28.103	20		1:33.033	23.594	41.562	27.877	210.1	31:10.098
21		1:33.879	23.916	42.029	27.934	208.0	33:01.982	21		1:33.357	23.803	41.776	27.778	207.6	32:43.455

79

Markogiannis Georgios

Tatuus F.4 T014 Abarth

85

Gabriel Bortoleto Oliverira

Tatuus F.4 T014 Abarth

R

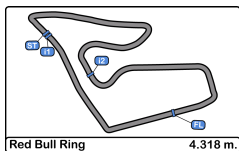
Cram Motorsport Srl

R

Prema Powerteam

Lap	D	Time	Sector 1	Sector 2	Sector 3	T. Spd	Elapsed	Lap	D	Time	Sector 1	Sector 2	Sector 3	T. Spd	Elapsed
1		1:44.203	32.235	43.210	28.758	212.1	1:44.203	1		1:45.385	34.297	42.654	28.434	203.0	1:45.385
2		1:34.932	23.853	43.045	28.034	215.1	3:19.135	2		1:33.863	23.790	42.099	27.974	212.1	3:19.248
3		1:33.938	24.040	41.858	28.040	214.7	4:53.073	3		1:33.163	23.620	41.720	27.823	213.8	4:52.411
4		1:33.975	23.827	42.011	28.137	213.0	6:27.048	4		1:33.602	23.722	41.721	28.159	214.7	6:26.013
5		1:34.689	24.190	42.434	28.065	209.3	8:01.737	5		1:33.574	23.578	41.836	28.160	216.0	7:59.587
6		1:35.019	24.250	42.883	27.886	212.5	9:36.756	6		1:32.923	23.484	41.566	27.873	213.4	9:32.510
7		1:33.248	23.753	41.716	27.779	212.5	11:10.004	7		1:32.642	23.403	41.586	27.653	216.0	11:05.152
8		1:32.873	23.551	41.331	27.991	213.4	12:42.877	8		1:32.685	23.534	41.273	27.878	213.8	12:37.837
9		1:33.210	23.658	41.522	28.030	212.1	14:16.087	9		1:33.899	23.482	42.093	28.324	215.5	14:11.736
10		1:34.403	24.166	42.356	27.881	212.1	15:50.490	10		1:32.941	23.424	41.700	27.817	215.1	15:44.677
11		1:33.458	23.666	41.743	28.049	211.7	17:23.948	11		1:33.137	23.470	41.660	28.007	214.2	17:17.814
12		1:33.262	23.700	41.615	27.947	210.9	18:57.210	12		1:32.831	23.539	41.520	27.772	213.0	18:50.645
13		1:33.788	23.812	41.896	28.080	210.5	20:30.998	13		1:32.505	23.489	41.313	27.703	212.1	20:23.150
14		1:33.104	23.652	41.452	28.000	210.5	22:04.102	14		1:32.444	23.457	41.365	27.622	211.3	21:55.594
15		1:33.143	23.678	41.602	27.863	210.9	23:37.245	15		1:32.473	23.506	41.300	27.667	211.7	23:28.067
16		1:33.973	23.591	42.348	28.034	210.5	25:11.218	16		1:32.776	23.463	41.717	27.596	213.0	25:00.843
17		1:33.367	23.689	41.684	27.994	210.9	26:44.585	17		1:33.351	23.435	41.708	28.208	213.8	26:34.194
18		1:33.816	23.618	41.669	28.529	213.4	28:18.401	18		1:33.226	23.600	41.547	28.079	214.2	28:07.420
19		1:33.657	23.690	41.760	28.207	213.0	29:52.058	19		1:32.817	23.515	41.490	27.812	214.7	29:40.237
20		1:33.312	23.749	41.486	28.077	211.7	31:25.370	20		1:33.260	23.553	42.091	27.616	210.9	31:13.497
21		1:33.630	23.614	41.807	28.209	210.5	32:59.000	21		1:32.848	23.529	41.421	27.898	210.1	32:46.345





Red Bull Ring
F4 Italian Championship
Race - 3
Lap Analysis



86

Bence Valint

Tatuus F.4 T014 Abarth

R

Van Amersfoort Racing

Lap	D	Time	Sector 1	Sector 2	Sector 3	T. Spd	Elapsed
1		1:46.014	33.215	43.755	29.044	208.0	1:46.014
2		1:35.191	24.380	42.670	28.141	213.8	3:21.205
3		1:33.576	23.660	41.912	28.004	216.8	4:54.781
4		1:33.403	23.716	42.026	27.661	214.7	6:28.184
5		1:33.962	23.706	42.201	28.055	213.8	8:02.146
6		1:33.752	23.931	41.917	27.904	213.4	9:35.898
7		1:33.133	23.816	41.589	27.728	210.1	11:09.031
8		1:32.715	23.670	41.435	27.610	210.1	12:41.746
9		1:32.897	23.728	41.453	27.716	210.1	14:14.643
10		1:33.085	23.621	41.732	27.732	211.3	15:47.728
11		1:33.108	23.604	41.773	27.731	212.5	17:20.836
12		1:32.718	23.574	41.476	27.668	212.1	18:53.554
13		1:33.803	24.032	41.795	27.976	210.1	20:27.357
14		1:33.006	23.531	41.422	28.053	212.1	22:00.363
15		1:33.444	24.075	41.768	27.601	210.9	23:33.807
16		1:35.798	23.505	44.686	27.607	212.5	25:09.605
17		1:33.765	23.399	42.375	27.991	210.9	26:43.370
18		1:38.780	23.776	41.561	33.443	214.2	28:22.150
19		1:34.989	25.212	41.824	27.953	209.3	29:57.139
20		1:33.556	23.725	41.424	28.407	211.7	31:30.695
21		1:35.170	24.349	42.307	28.514	208.4	33:05.865

87

Oliver Bearman

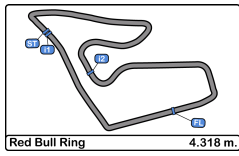
Tatuus F.4 T014 Abarth

R

US Racing

Lap	D	Time	Sector 1	Sector 2	Sector 3	T. Spd	Elapsed
1		1:38.214	27.787	42.361	28.066	217.3	1:38.214
2		1:33.342	24.050	41.742	27.550	210.1	3:11.556
3		1:32.430	23.362	41.233	27.835	213.0	4:43.986
4		1:33.632	23.835	41.466	28.331	212.5	6:17.618
5		1:34.568	23.902	42.277	28.389	209.7	7:52.186
6		1:32.355	23.598	41.065	27.692	213.8	9:24.541
7		1:32.634	23.784	41.140	27.710	213.4	10:57.175
8		1:32.006	23.585	40.952	27.469	210.9	12:29.181
9		1:32.048	23.540	41.021	27.487	212.5	14:01.229
10		1:31.964	23.467	40.941	27.556	212.5	15:33.193
11		1:32.317	23.541	41.180	27.596	214.2	17:05.510
12		1:32.401	23.530	41.260	27.611	213.0	18:37.911
13		1:32.641	23.610	41.234	27.797	213.8	20:10.552
14		1:32.522	23.612	41.180	27.730	212.5	21:43.074
15		1:32.481	23.639	41.216	27.626	212.5	23:15.555
16		1:32.700	23.529	41.495	27.676	213.0	24:48.255
17		1:32.584	23.593	41.227	27.764	212.5	26:20.839
18		1:32.694	23.547	41.346	27.801	214.7	27:53.533
19		1:32.832	23.637	41.249	27.946	213.0	29:26.365
20		1:32.314	23.643	41.063	27.608	210.1	30:58.679
21		1:33.004	23.671	41.537	27.796	210.5	32:31.683



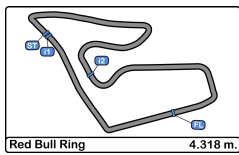


Red Bull Ring
F4 Italian Championship
Race - 3
Analysis by Lap



Num	Lap Time	Gap	Num	Lap Time	Gap	Num	Lap Time	Gap	Num	Lap Time	Gap	Num	Lap Time	Gap
Lap 1														
46	1:36.784		15	1:33.589	05.400	8	1:34.052	11.296	51	1:32.340	03.293	71	1:33.131	10.988
52	1:37.079	00.295	19	1:34.421	05.792	77	1:34.054	11.755	7	1:32.716	03.947	4	1:33.126	11.466
17	1:37.453	00.669	6	1:33.006	06.313	27	1:34.036	12.025	35	1:32.433	04.421	66	1:32.803	11.997
87	1:38.214	01.430	4	1:34.625	07.259	86	1:33.576	12.251	87	1:34.568	04.821	13	1:32.995	12.548
7	1:38.385	01.601	21	1:34.758	07.510	78	1:34.415	12.798	48	1:32.670	05.351	85	1:32.923	12.994
29	1:38.591	01.807	71	1:34.908	07.901	Num Lap Time Gap			84	1:32.590	06.664	11	1:32.953	13.291
51	1:38.967	02.183	66	1:34.757	08.227	Lap 4			72	1:32.852	07.286	8	1:32.724	13.661
35	1:39.271	02.487	13	1:34.850	08.514	46	1:32.481		6	1:32.852	08.008	77	1:32.611	14.135
84	1:40.100	03.316	11	1:34.992	09.013	52	1:32.422	00.450	15	1:33.757	08.501	86	1:33.752	16.382
48	1:40.211	03.427	79	1:34.932	09.364	17	1:32.497	00.977	21	1:33.052	09.255	79	1:35.019	17.240
72	1:40.793	04.009	85	1:33.863	09.477	29	1:32.302	01.381	19	1:34.124	09.560	78	1:33.964	17.679
19	1:41.142	04.358	8	1:35.282	10.003	87	1:33.632	02.607	71	1:33.312	10.008	27	2:20.815	1:03.170
15	1:41.582	04.798	77	1:34.177	10.460	51	1:33.025	03.307	4	1:34.486	10.491	Num Lap Time Gap		
4	1:42.405	05.621	27	1:35.333	10.748	7	1:32.921	03.585	66	1:33.676	11.345	Lap 7		
21	1:42.523	05.739	78	1:35.136	11.142	35	1:32.403	04.342	13	1:33.813	11.704	46	1:31.927	
71	1:42.764	05.980	86	1:35.191	11.434	48	1:32.592	05.035	85	1:33.574	12.222	52	1:32.488	01.004
6	1:43.078	06.294	Num Lap Time Gap			84	1:33.195	06.428	11	1:34.204	12.489	29	1:32.419	01.395
66	1:43.241	06.457	Lap 3			72	1:33.310	06.788	8	1:33.215	13.088	17	1:32.322	01.981
13	1:43.435	06.651	46	1:32.759		15	1:33.166	07.098	77	1:33.471	13.675	51	1:32.232	03.833
11	1:43.792	07.008	52	1:32.900	00.509	6	1:33.219	07.510	79	1:34.689	14.372	87	1:32.634	05.732
79	1:44.203	07.419	17	1:32.729	00.961	19	1:33.289	07.790	27	1:33.907	14.506	35	1:34.408	07.097
8	1:44.492	07.708	87	1:32.430	01.456	4	1:33.020	08.359	86	1:33.962	14.781	48	1:33.592	07.595
27	1:45.186	08.402	29	1:32.275	01.560	21	1:32.818	08.557	78	1:33.877	15.866	72	1:32.686	08.091
85	1:45.385	08.601	51	1:32.614	02.763	71	1:32.954	09.050	Num Lap Time Gap			7	1:35.207	08.106
78	1:45.777	08.993	7	1:32.585	03.145	66	1:33.741	10.023	Lap 6			6	1:32.622	08.789
86	1:46.014	09.230	35	1:33.487	04.420	13	1:33.557	10.245	46	1:32.151		84	1:33.872	08.963
77	1:46.054	09.270	48	1:33.907	04.924	11	1:33.576	10.639	52	1:32.171	00.443	15	1:32.830	09.771
Num Lap Time Gap			84	1:33.988	05.714	85	1:33.602	11.002	29	1:31.987	00.903	21	1:32.714	10.233
Lap 2			72	1:33.756	05.959	79	1:33.975	12.037	17	1:32.849	01.586	19	1:32.558	10.783
46	1:32.987		15	1:33.772	06.413	8	1:33.412	12.227	51	1:32.386	03.528	71	1:32.294	11.355
52	1:33.060	00.368	6	1:33.218	06.772	77	1:33.284	12.558	35	1:32.346	04.616	4	1:32.388	11.927
17	1:33.309	00.991	19	1:33.949	06.982	27	1:33.409	12.953	7	1:33.030	04.826	66	1:32.667	12.737
87	1:33.342	01.785	4	1:33.320	07.820	86	1:33.403	13.173	87	1:32.355	05.025	13	1:32.629	13.250
29	1:33.224	02.044	21	1:33.469	08.220	78	1:34.026	14.343	48	1:32.730	05.930	85	1:32.642	13.709
51	1:33.712	02.908	71	1:33.435	08.577	Num Lap Time Gap			84	1:32.505	07.018	11	1:32.911	14.275
7	1:34.705	03.319	66	1:33.295	08.763	Lap 5			72	1:32.197	07.332	77	1:32.733	14.941
35	1:34.192	03.692	13	1:33.414	09.169	46	1:32.354		6	1:32.237	08.094	8	1:33.449	15.183
48	1:33.336	03.776	11	1:33.290	09.544	52	1:32.327	00.423	15	1:32.518	08.868	86	1:33.133	17.588
84	1:34.156	04.485	85	1:33.163	09.881	17	1:32.265	00.888	21	1:32.342	09.446	79	1:33.248	18.561



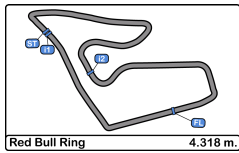


Red Bull Ring
F4 Italian Championship
Race - 3
Analysis by Lap



Num	Lap Time	Gap	Num	Lap Time	Gap	Num	Lap Time	Gap	Num	Lap Time	Gap	Num	Lap Time	Gap
78	1:33.391	19.143	6	1:32.512	11.200	11	1:33.969	19.101	87	1:32.401	06.994	85	1:32.505	20.011
Num	Lap Time	Gap	84	1:32.730	11.853	8	1:33.821	19.409	35	1:32.700	09.467	13	1:32.882	20.999
Lap 8			72	1:32.904	12.295	86	1:33.085	20.847	48	1:32.766	10.063	77	1:32.766	21.350
46	1:32.032		21	1:33.081	12.667	79	1:34.403	23.609	7	1:32.218	10.829	11	1:32.726	21.834
52	1:32.023	00.995	15	1:32.811	13.101	78	1:34.371	24.034	6	1:32.045	12.023	8	1:32.931	22.879
29	1:31.950	01.313	71	1:33.277	13.868	Num	Lap Time	Gap	84	1:32.795	14.028	4	1:33.124	23.409
17	1:32.085	02.034	66	1:33.227	14.702	Lap 11			72	1:32.587	14.476	86	1:33.803	24.218
51	1:32.485	04.286	19	1:34.912	15.316	46	1:31.900		21	1:32.426	14.798	79	1:33.788	27.859
87	1:32.006	05.706	4	1:34.994	15.791	29	1:31.389	00.506	71	1:32.499	16.112	78	1:33.409	28.226
35	1:32.086	07.151	13	1:33.996	16.023	52	1:31.794	01.987	15	1:32.862	16.781	Num	Lap Time	Gap
48	1:32.534	08.097	85	1:33.899	16.494	17	1:32.313	03.475	19	1:32.640	18.200	Lap 14		
7	1:33.921	09.995	11	1:33.727	16.771	51	1:32.453	06.355	66	1:32.403	18.798	46	1:32.252	
6	1:33.698	10.455	77	1:33.256	17.031	87	1:32.317	06.729	85	1:32.831	19.728	29	1:32.264	00.373
84	1:33.959	10.890	8	1:33.029	17.227	35	1:32.507	08.903	13	1:32.868	20.339	52	1:31.979	01.563
72	1:35.099	11.158	86	1:32.897	19.401	48	1:32.292	09.433	77	1:33.015	20.806	17	1:32.253	03.601
21	1:33.152	11.353	79	1:33.210	20.845	7	1:32.084	10.747	11	1:33.112	21.330	51	1:32.626	07.369
15	1:34.318	12.057	78	1:32.957	21.302	6	1:32.417	12.114	8	1:33.510	22.170	87	1:32.522	07.683
19	1:33.420	12.171	Num	Lap Time	Gap	84	1:32.450	13.369	4	1:33.582	22.507	35	1:32.478	09.941
71	1:33.035	12.358	Lap 10			72	1:32.690	14.025	86	1:32.718	22.637	48	1:32.389	10.486
4	1:32.669	12.564	46	1:31.639		21	1:32.706	14.508	79	1:33.262	26.293	7	1:32.450	11.023
66	1:32.537	13.242	29	1:31.304	01.017	71	1:32.728	15.749	78	1:33.455	27.039	6	1:32.193	11.835
13	1:32.576	13.794	52	1:31.830	02.093	15	1:33.673	16.055	Num	Lap Time	Gap	84	1:32.842	15.272
85	1:32.685	14.362	17	1:32.113	03.062	19	1:33.384	17.696	Lap 13			72	1:32.818	15.697
11	1:32.568	14.811	51	1:32.419	05.802	66	1:33.787	18.531	46	1:32.222		21	1:32.639	16.003
77	1:32.633	15.542	87	1:31.964	06.312	85	1:33.137	19.033	29	1:32.142	00.361	71	1:32.667	16.707
8	1:32.814	15.965	35	1:32.340	08.296	13	1:33.302	19.607	52	1:32.067	01.836	15	1:32.393	17.133
86	1:32.715	18.271	48	1:32.089	09.041	77	1:33.296	19.927	17	1:32.234	03.600	19	1:32.477	18.574
79	1:32.873	19.402	7	1:31.769	10.563	11	1:33.153	20.354	51	1:32.649	06.995	66	1:32.338	19.292
78	1:33.001	20.112	6	1:32.036	11.597	8	1:33.287	20.796	87	1:32.641	07.413	85	1:32.444	20.203
Num	Lap Time	Gap	84	1:32.605	12.819	4	1:35.778	21.061	35	1:32.470	09.715	13	1:33.958	22.705
Lap 9			72	1:32.579	13.235	86	1:33.108	22.055	48	1:32.508	10.349	11	1:33.417	22.999
46	1:31.767		21	1:32.674	13.702	79	1:33.458	25.167	7	1:32.218	10.825	8	1:32.780	23.407
29	1:31.806	01.352	15	1:32.820	14.282	78	1:33.586	25.720	6	1:32.093	11.894	4	1:33.495	24.652
52	1:32.674	01.902	71	1:32.692	14.921	Num	Lap Time	Gap	84	1:32.876	14.682	77	1:35.764	24.862
17	1:32.321	02.588	19	1:32.535	16.212	Lap 12			72	1:32.877	15.131	86	1:33.006	24.972
51	1:32.503	05.022	66	1:33.581	16.644	46	1:32.136		21	1:33.040	15.616	79	1:33.104	28.711
87	1:32.048	05.987	4	1:33.031	17.183	29	1:32.071	00.441	71	1:32.402	16.292	78	1:33.360	29.334
35	1:32.211	07.595	85	1:32.941	17.796	52	1:32.140	01.991	15	1:32.433	16.992			
48	1:32.261	08.591	13	1:33.821	18.205	17	1:32.249	03.588	19	1:32.371	18.349			
7	1:32.205	10.433	77	1:33.139	18.531	51	1:32.349	06.568	66	1:32.630	19.206			



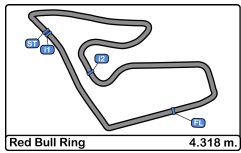


Red Bull Ring
F4 Italian Championship
Race - 3
Analysis by Lap



Num	Lap Time	Gap	Num	Lap Time	Gap	Num	Lap Time	Gap	Num	Lap Time	Gap	Num	Lap Time	Gap
Lap 15			21	1:34.340	19.262	Lap 18			66	1:32.947	23.502	17	1:32.545	03.729
46	1:32.197		15	1:33.671	19.580	46	1:31.927		19	1:32.886	23.902	87	1:33.004	09.949
29	1:32.399	00.575	19	1:33.084	20.070	29	1:31.985	00.622	85	1:32.817	24.364	51	1:32.862	10.679
52	1:32.126	01.492	66	1:32.772	20.610	52	1:32.316	01.971	13	1:34.332	31.821	6	1:33.274	14.456
17	1:32.329	03.733	85	1:32.776	21.361	17	1:32.419	04.597	11	1:34.620	32.514	7	1:32.366	15.448
51	1:32.464	07.636	13	1:34.416	27.241	51	1:32.629	09.111	8	1:33.640	32.901	84	1:33.357	21.721
87	1:32.481	07.967	11	1:34.709	27.741	87	1:32.694	09.520	77	1:33.146	33.422	72	1:33.388	22.163
35	1:32.887	10.631	8	1:35.507	28.841	6	1:32.492	13.881	4	1:32.752	34.151	21	1:33.378	22.533
48	1:32.913	11.202	77	1:33.955	29.376	7	1:32.367	16.258	79	1:33.657	36.185	71	1:33.029	22.860
7	1:32.642	11.468	4	1:35.994	29.686	84	1:33.797	19.966	78	1:33.824	38.617	85	1:32.848	24.611
6	1:32.194	11.832	86	1:35.798	30.123	71	1:33.257	20.432	86	1:34.989	41.266	19	1:32.539	25.303
84	1:32.922	15.997	79	1:33.973	31.736	72	1:34.236	20.689	Num Lap Time Gap			13	1:33.691	32.789
72	1:32.936	16.436	78	1:34.936	33.630	21	1:33.393	20.949	Lap 20			11	1:33.495	33.154
21	1:33.010	16.816	35	2:27.534	1:06.271	15	1:33.192	21.416	46	1:32.930		8	1:33.331	33.565
71	1:32.700	17.210	Num Lap Time Gap			66	1:32.905	22.415	29	1:32.804	00.406	77	1:33.515	34.243
15	1:32.867	17.803	Lap 17			19	1:33.103	22.876	52	1:32.108	01.434	79	1:33.630	37.266
19	1:32.503	18.880	46	1:32.604		85	1:33.226	23.407	17	1:32.205	04.115	78	1:33.879	40.248
66	1:32.637	19.732	29	1:32.506	00.564	13	1:33.183	29.349	87	1:32.314	09.876	4	1:40.688	41.636
85	1:32.473	20.479	52	1:32.414	01.582	11	1:33.047	29.754	51	1:32.718	10.748	86	1:35.170	44.131
13	1:34.211	24.719	17	1:32.636	04.105	8	1:32.999	31.121	6	1:32.446	14.113			
11	1:34.124	24.926	51	1:32.710	08.409	77	1:33.202	32.136	7	1:32.328	16.013			
8	1:34.018	25.228	87	1:32.584	08.753	4	1:34.003	33.259	84	1:33.033	21.295			
4	1:33.131	25.586	6	1:32.658	13.316	79	1:33.816	34.388	72	1:32.814	21.706			
86	1:33.444	26.219	7	1:32.447	15.818	78	1:33.753	36.653	21	1:32.608	22.086			
77	1:34.650	27.315	84	1:33.078	18.096	86	1:38.780	38.137	71	1:32.679	22.762			
79	1:33.143	29.657	72	1:32.898	18.380	Num Lap Time Gap			85	1:33.260	24.694			
78	1:33.451	30.588	71	1:32.905	19.102	Lap 19			19	1:34.723	25.695			
Num Lap Time Gap			21	1:32.825	19.483	46	1:31.860		13	1:33.138	32.029			
Lap 16			15	1:33.175	20.151	29	1:31.770	00.532	11	1:33.006	32.590			
46	1:31.894		66	1:33.431	21.437	52	1:32.145	02.256	8	1:33.194	33.165			
29	1:31.981	00.662	19	1:34.234	21.700	17	1:32.103	04.840	77	1:33.167	33.659			
52	1:32.174	01.772	85	1:33.351	22.108	87	1:32.832	10.492	4	1:32.658	33.879			
17	1:32.234	04.073	13	1:33.456	28.093	51	1:33.709	10.960	79	1:33.312	36.567			
51	1:32.561	08.303	11	1:33.497	28.634	6	1:32.576	14.597	78	1:33.613	39.300			
87	1:32.700	08.773	8	1:33.812	30.049	7	1:32.217	16.615	86	1:33.556	41.892			
6	1:33.324	13.262	77	1:34.089	30.861	84	1:33.086	21.192	Num Lap Time Gap					
7	1:36.401	15.975	4	1:34.101	31.183	72	1:32.993	21.822	Lap 21					
84	1:33.519	17.622	86	1:33.765	31.284	21	1:33.319	22.408	46	1:32.931				
72	1:33.544	18.086	79	1:33.367	32.499	71	1:34.441	23.013	29	1:32.848	00.323			
71	1:33.485	18.801	78	1:33.801	34.827	15	1:33.839	23.395	52	1:32.477	00.980			



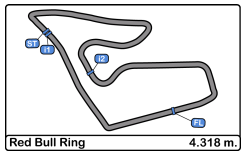


Red Bull Ring
F4 Italian Championship
Race - 3
Best Sectors Results



Sector - 1			Sector - 2			Sector - 3			Ideal Lap vs Best Lap						
Clas	Nº	Driver	Time	Nº	Driver	Time	Nº	Driver	Time	Clas	Nº	Driver	Ideal Lap	Best Lap	Clas
1	29	Joshua Durksen	23.152	29	Joshua Durksen	40.862	29	Joshua Durksen	27.189	1	29	Joshua Durksen	1:31.203	1:31.304	1
2	6	Sebastian Montoya	23.235	46	Gabriele Mini	40.899	46	Gabriele Mini	27.266	2	46	Gabriele Mini	1:31.601	1:31.639	2
3	7	Dino Beganovic	23.261	87	Oliver Bearman	40.941	52	Jak Crawford	27.332	3	7	Dino Beganovic	1:31.617	1:31.769	3
4	52	Jak Crawford	23.284	7	Dino Beganovic	40.998	21	Axel Gnos	27.353	4	52	Jak Crawford	1:31.638	1:31.794	4
5	48	Jesse Salmenautio	23.312	4	Victor Bernier	40.999	7	Dino Beganovic	27.358	5	6	Sebastian Montoya	1:31.740	1:32.036	6
6	71	Josef Knopp	23.343	35	Delli Guanti Pietro	41.006	6	Sebastian Montoya	27.432	6	87	Oliver Bearman	1:31.772	1:31.964	5
7	21	Axel Gnos	23.346	52	Jak Crawford	41.022	35	Delli Guanti Pietro	27.448	7	35	Delli Guanti Pietro	1:31.951	1:32.086	8
8	11	Dexter Patterson	23.348	17	Jonny Edgar	41.064	51	Francesco Pizzi	27.450	8	51	Francesco Pizzi	1:31.985	1:32.232	11
9	87	Oliver Bearman	23.362	6	Sebastian Montoya	41.073	87	Oliver Bearman	27.469	9	17	Jonny Edgar	1:31.986	1:32.085	7
10	86	Bence Valint	23.399	51	Francesco Pizzi	41.074	19	Sebastian Ogaard	27.479	10	21	Axel Gnos	1:32.001	1:32.342	14
11	85	Gabriel Bortoleto	23.403	66	Zdenek Chovanek	41.104	72	Leonardo Fornaroli	27.493	11	48	Jesse Salmenautio	1:32.024	1:32.089	9
12	13	Jasin Ferati	23.405	15	Piotr Wisnicki	41.148	17	Jonny Edgar	27.512	12	71	Josef Knopp	1:32.046	1:32.294	12
13	17	Jonny Edgar	23.410	71	Josef Knopp	41.150	48	Jesse Salmenautio	27.522	13	66	Zdenek Chovanek	1:32.094	1:32.338	13
14	15	Piotr Wisnicki	23.410	19	Sebastian Ogaard	41.188	66	Zdenek Chovanek	27.538	14	15	Piotr Wisnicki	1:32.102	1:32.393	17
15	72	Leonardo Fornaroli	23.429	48	Jesse Salmenautio	41.190	8	Cenyu Han	27.541	15	72	Leonardo Fornaroli	1:32.152	1:32.197	10
16	46	Gabriele Mini	23.436	11	Dexter Patterson	41.206	15	Piotr Wisnicki	27.544	16	4	Victor Bernier	1:32.158	1:32.388	16
17	66	Zdenek Chovanek	23.452	72	Leonardo Fornaroli	41.230	84	Francesco Simonazzi	27.552	17	19	Sebastian Ogaard	1:32.184	1:32.371	15
18	51	Francesco Pizzi	23.461	85	Gabriel Bortoleto	41.273	71	Josef Knopp	27.553	18	85	Gabriel Bortoleto	1:32.272	1:32.444	18
19	77	Andrea Rosso	23.472	21	Axel Gnos	41.302	85	Gabriel Bortoleto	27.596	19	11	Dexter Patterson	1:32.300	1:32.568	20
20	4	Victor Bernier	23.488	8	Cenyu Han	41.309	86	Bence Valint	27.601	20	8	Cenyu Han	1:32.375	1:32.724	24
21	35	Delli Guanti Pietro	23.497	84	Francesco Simonazzi	41.315	4	Victor Bernier	27.671	21	84	Francesco Simonazzi	1:32.379	1:32.450	19
22	84	Francesco Simonazzi	23.512	13	Jasin Ferati	41.321	77	Andrea Rosso	27.685	22	86	Bence Valint	1:32.422	1:32.715	23
23	19	Sebastian Ogaard	23.517	77	Andrea Rosso	41.322	13	Jasin Ferati	27.720	23	13	Jasin Ferati	1:32.446	1:32.576	21
24	8	Cenyu Han	23.525	79	Markogiannis Georgios	41.331	11	Dexter Patterson	27.746	24	77	Andrea Rosso	1:32.479	1:32.611	22
25	79	Markogiannis Georgios	23.551	86	Bence Valint	41.422	78	Mateusz Kaprzyk	27.773	25	79	Markogiannis Georgios	1:32.661	1:32.873	25
26	78	Mateusz Kaprzyk	23.583	78	Mateusz Kaprzyk	41.489	79	Markogiannis Georgios	27.779	26	78	Mateusz Kaprzyk	1:32.845	1:32.957	26
27	27	Sebastian Freymuth	23.639	27	Sebastian Freymuth	41.800	27	Sebastian Freymuth	27.970	27	27	Sebastian Freymuth	1:33.409	1:33.409	27



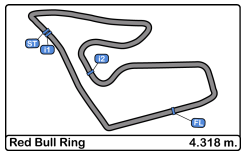


Red Bull Ring
F4 Italian Championship
Race - 3
Leader Sequence



<u>N°</u>	<u>Driver</u>	<u>Nat</u>	<u>Competitor</u>	<u>Nat</u>	<u>Rookie</u>	<u>Start Lap</u>	<u>End Lap</u>	<u>Laps</u>	<u>Total Laps</u>
46	Gabriele Mini	ITA	Prema Powerteam	ITA	R	1	21	21	21



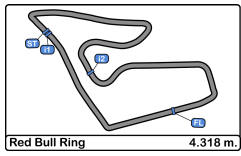


Red Bull Ring
F4 Italian Championship
Race - 3
Best 5 Lap Times



Cls	N°	Driver	Nat	Competitor	Nat	Rookie	Cls	Best 1		Best 2		Best 3		Best 4		Best 5	
								Time	Lap	Time	Lap	Time	Lap	Time	Lap	Time	Lap
1	29	Joshua Durksen	DEU	BWT Muecke Motorsport	DEU			1:31.304	10	1:31.389	11	1:31.770	19	1:31.806	9	1:31.950	8
2	46	Gabriele Mini	ITA	Prema Powerteam	ITA	R	1	1:31.639	10	1:31.767	9	1:31.860	19	1:31.894	16	1:31.900	11
3	7	Dino Beganovic	SW	Prema Powerteam	ITA	R	2	1:31.769	10	1:32.084	11	1:32.205	9	1:32.217	19	1:32.218	12
4	52	Jak Crawford	USA	Van Amersfoort Racing	NLD			1:31.794	11	1:31.830	10	1:31.979	14	1:32.023	8	1:32.067	13
5	87	Oliver Bearman	GBR	US Racing	DEU	R	3	1:31.964	10	1:32.006	8	1:32.048	9	1:32.314	20	1:32.317	11
6	6	Sebastian Montoya	COL	Prema Powerteam	ITA	R	4	1:32.036	10	1:32.045	12	1:32.093	13	1:32.193	14	1:32.194	15
7	17	Jonny Edgar	GBR	Van Amersfoort Racing	NLD			1:32.085	8	1:32.103	19	1:32.113	10	1:32.205	20	1:32.234	13
8	35	Delli Guanti Pietro	ITA	BVM Racing	ITA	R	5	1:32.086	8	1:32.211	9	1:32.340	10	1:32.346	6	1:32.403	4
9	48	Jesse Salmenautio	FIN	Bhaitech Srl	ITA			1:32.089	10	1:32.261	9	1:32.292	11	1:32.389	14	1:32.508	13
10	72	Leonardo Fornaroli	ITA	Iron Lynx Srl	ITA	R	6	1:32.197	6	1:32.579	10	1:32.587	12	1:32.686	7	1:32.690	11
11	51	Francesco Pizzi	ITA	Van Amersfoort Racing	NLD	R	7	1:32.232	7	1:32.340	5	1:32.349	12	1:32.386	6	1:32.419	10
12	71	Josef Knopp	CZE	BWT Muecke Motorsport	DEU	R	8	1:32.294	7	1:32.402	13	1:32.499	12	1:32.667	14	1:32.679	20
13	66	Zdenek Chovanek	CZE	Bhaitech Srl	ITA	R	9	1:32.338	14	1:32.403	12	1:32.537	8	1:32.630	13	1:32.637	15
14	21	Axel Gnos	CHE	G4 Racing	CHE			1:32.342	6	1:32.426	12	1:32.608	20	1:32.639	14	1:32.674	10
15	19	Sebastian Ogaard	DNK	Bhaitech Srl	ITA	R	10	1:32.371	13	1:32.477	14	1:32.503	15	1:32.535	10	1:32.539	21
16	4	Victor Bernier	FRA	R-Ace GP	ITA			1:32.388	7	1:32.658	20	1:32.669	8	1:32.752	19	1:33.020	4
17	15	Piotr Wisnicki	POL	Jenzer Motorsport	CHE	R	11	1:32.393	14	1:32.433	13	1:32.518	6	1:32.811	9	1:32.820	10
18	85	Gabriel Bortoleto	BRA	Prema Powerteam	ITA	R	12	1:32.444	14	1:32.473	15	1:32.505	13	1:32.642	7	1:32.685	8
19	84	Francesco Simonazzi	ITA	Jenzer Motorsport	CHE	R	13	1:32.450	11	1:32.505	6	1:32.590	5	1:32.605	10	1:32.730	9
20	11	Dexter Patterson	GBR	Bhaitech Srl	ITA	R	14	1:32.568	8	1:32.726	13	1:32.911	7	1:32.953	6	1:33.006	20
21	13	Jasin Ferati	CHE	Jenzer Motorsport	CHE	R	15	1:32.576	8	1:32.629	7	1:32.868	12	1:32.882	13	1:32.995	6
22	77	Andrea Rosso	ITA	Cram Motorsport Srl	ITA	R	16	1:32.611	6	1:32.633	8	1:32.733	7	1:32.766	13	1:33.015	12
23	86	Bence Valint	HUN	Van Amersfoort Racing	NLD	R	17	1:32.715	8	1:32.718	12	1:32.897	9	1:33.006	14	1:33.085	10
24	8	Cenyu Han	CHN	Van Amersfoort Racing	NLD	R	18	1:32.724	6	1:32.780	14	1:32.814	8	1:32.931	13	1:32.999	18
25	79	Markogiannis Georgios	GRE	Cram Motorsport Srl	ITA	R	19	1:32.873	8	1:33.104	14	1:33.143	15	1:33.210	9	1:33.248	7
26	78	Mateusz Kaprzyk	POL	Cram Motorsport Srl	ITA	R	20	1:32.957	9	1:33.001	8	1:33.360	14	1:33.391	7	1:33.409	13
27	27	Sebastian Freymuth	DEU	AS Motorsport	SVN			1:33.409	4	1:33.907	5	1:34.036	3	1:35.333	2	1:45.186	1



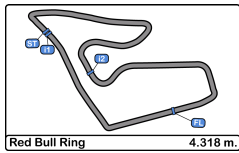


Red Bull Ring
F4 Italian Championship
Race - 3
Best 5 Top Speeds



Cls	N°	Driver	Nat	Competitor	Nat	Rookie	Cls	Top 1		Top 2		Top 3		Top 4		Top 5		Avg
								Km/h	Lap	Km/h	Lap	Km/h	Lap	Km/h	Lap	Km/h	Lap	
1	6	Sebastian Montoya	COL	Prema Powerteam	ITA	R	1	219.5	5	218.6	16	216.8	3	215.5	7	215.1	9	217.1
2	29	Joshua Durksen	DEU	BWT Muecke Motorsport	DEU			217.7	7	217.7	20	217.3	3	217.3	5	217.3	9	217.4
3	7	Dino Beganovic	SW	Prema Powerteam	ITA	R	2	217.3	5	216.0	4	216.0	7	216.0	16	215.5	3	216.1
4	15	Piotr Wisnicki	POL	Jenzer Motorsport	CHE	R	3	217.3	2	215.5	3	214.7	17	214.7	19	214.2	5	215.3
5	48	Jesse Salmenautio	FIN	Bhaitech Srl	ITA			217.3	7	215.1	11	214.7	4	214.7	15	214.2	13	215.2
6	87	Oliver Bearman	GBR	US Racing	DEU	R	4	217.3	1	214.7	18	214.2	11	213.8	6	213.8	13	214.8
7	21	Axel Gnos	CHE	G4 Racing	CHE			216.8	9	216.0	7	216.0	11	216.0	13	215.5	8	216.0
8	71	Josef Knopp	CZE	BWT Muecke Motorsport	DEU	R	5	216.8	6	215.5	11	215.5	16	215.5	20	215.1	5	215.7
9	72	Leonardo Fornaroli	ITA	Iron Lynx Srl	ITA	R	6	216.8	3	216.8	9	216.8	19	216.0	4	215.1	7	216.3
10	86	Bence Valint	HUN	Van Amersfoort Racing	NLD	R	7	216.8	3	214.7	4	214.2	18	213.8	2	213.8	5	214.7
11	13	Jasin Ferati	CHE	Jenzer Motorsport	CHE	R	8	216.4	4	214.7	5	214.7	6	214.7	7	214.2	9	214.9
12	66	Zdenek Chovanek	CZE	Bhaitech Srl	ITA	R	9	216.4	11	215.1	4	215.1	17	214.2	3	214.2	9	215.0
13	4	Victor Bernier	FRA	R-Ace GP	ITA			216.0	18	213.8	12	213.8	16	213.8	17	212.5	10	214.0
14	77	Andrea Rosso	ITA	Cram Motorsport Srl	ITA	R	10	216.0	11	215.1	7	214.7	20	214.2	4	214.2	10	214.8
15	85	Gabriel Bortoleto Oliverira	BRA	Prema Powerteam	ITA	R	11	216.0	5	216.0	7	215.5	9	215.1	10	214.7	4	215.4
16	8	Cenyu Han	CHN	Van Amersfoort Racing	NLD	R	12	215.5	11	214.7	8	214.7	10	213.8	2	213.4	20	214.4
17	11	Dexter Patterson	GBR	Bhaitech Srl	ITA	R	13	215.5	7	215.5	10	215.1	12	214.7	11	214.7	14	215.1
18	35	Delli Guanti Pietro	ITA	BVM Racing	ITA	R	14	215.5	2	213.0	6	212.1	5	211.7	7	211.7	10	212.8
19	51	Francesco Pizzi	ITA	Van Amersfoort Racing	NLD	R	15	215.5	2	215.5	5	215.1	20	214.2	21	212.5	3	214.6
20	52	Jak Crawford	USA	Van Amersfoort Racing	NLD			215.1	7	215.1	10	214.7	6	214.2	4	214.2	5	214.7
21	79	Markogiannis Georgios	GRE	Cram Motorsport Srl	ITA	R	16	215.1	2	214.7	3	213.4	8	213.4	18	213.0	4	213.9
22	17	Jonny Edgar	GBR	Van Amersfoort Racing	NLD			214.2	4	214.2	6	213.4	10	213.0	8	213.0	9	213.6
23	19	Sebastian Ogaard	DNK	Bhaitech Srl	ITA	R	17	213.8	4	212.5	6	212.5	18	212.5	19	212.1	5	212.7
24	27	Sebastian Freymuth	DEU	AS Motorsport	SVN			213.8	4	213.0	5	212.1	3	210.1	2	209.3	1	211.6
25	84	Francesco Simonazzi	ITA	Jenzer Motorsport	CHE	R	18	213.8	9	213.4	2	213.0	10	212.1	4	212.1	8	212.9
26	78	Mateusz Kaprzyk	POL	Cram Motorsport Srl	ITA	R	19	213.4	3	212.1	4	212.1	7	212.1	8	212.1	11	212.4
27	46	Gabriele Mini	ITA	Prema Powerteam	ITA	R	20	211.7	9	211.7	10	211.7	18	211.7	19	211.3	7	211.6



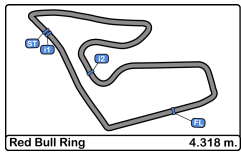


Red Bull Ring
F4 Italian Championship
Race - 3
Fastest Laps Sequence



Lap	Time of Day	Session Time	Nº	Driver	Nat	Competitor	Nat	Rookie	Time	Km/h
2	15:07:08.864	3:09.864	46	Gabriele Minì	ITA	Prema Powerteam	ITA	R	1:32.987	167.1
3	15:08:41.623	4:42.623	46	Gabriele Minì	ITA	Prema Powerteam	ITA	R	1:32.759	167.5
3	15:08:42.583	4:43.583	17	Jonny Edgar	GBR	Van Amersfoort Racing	NLD		1:32.729	167.6
3	15:08:43.079	4:44.079	87	Oliver Bearman	GBR	US Racing	DEU	R	1:32.430	168.1
3	15:08:43.183	4:44.183	29	Joshua Durksen	DEU	BWT Muecke Motorsport	DEU		1:32.275	168.4
5	15:11:47.346	7:48.346	17	Jonny Edgar	GBR	Van Amersfoort Racing	NLD		1:32.265	168.4
5	15:11:47.524	7:48.524	29	Joshua Durksen	DEU	BWT Muecke Motorsport	DEU		1:32.040	168.8
6	15:13:19.512	9:20.512	29	Joshua Durksen	DEU	BWT Muecke Motorsport	DEU		1:31.987	168.9
7	15:14:50.536	10:51.536	46	Gabriele Minì	ITA	Prema Powerteam	ITA	R	1:31.927	169.0
9	15:17:54.335	13:55.335	46	Gabriele Minì	ITA	Prema Powerteam	ITA	R	1:31.767	169.3
10	15:19:25.974	15:26.974	46	Gabriele Minì	ITA	Prema Powerteam	ITA	R	1:31.639	169.6
10	15:19:26.991	15:27.991	29	Joshua Durksen	DEU	BWT Muecke Motorsport	DEU		1:31.304	170.2



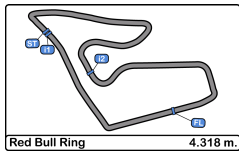


Red Bull Ring
F4 Italian Championship
Race - 3
Event Best Maximum Speed



Nº	Driver	Nat	Competitor	Nat	Rookie	Km/h	Session
29	Joshua Durksen	DEU	BWT Muecke Motorsport	DEU		220.8	Race - 2
88	Hamda Al Qubaisi	UAE	Abu Dhabi Racing	UAE	R	219.9	Qualifying - 2
51	Francesco Pizzi	ITA	Van Amersfoort Racing	NLD	R	219.9	Race - 1
48	Jesse Salmenautio	FIN	Bhaitech Srl	ITA		219.9	Race - 2
77	Andrea Rosso	ITA	Cram Motorsport Srl	ITA	R	219.5	Qualifying - 1
21	Axel Gnos	CHE	G4 Racing	CHE		219.5	Race - 1
71	Josef Knopp	CZE	BWT Muecke Motorsport	DEU	R	219.5	Race - 1
6	Sebastian Montoya	COL	Prema Powerteam	ITA	R	219.5	Race - 3
27	Sebastian Freymuth	DEU	AS Motorsport	SVN		219.0	Race - 2
46	Gabriele Minì	ITA	Prema Powerteam	ITA	R	218.6	Qualifying - 1
79	Markogiannis Georgios	GRE	Cram Motorsport Srl	ITA	R	218.6	Qualifying - 2
85	Gabriel Bortoleto Oliver	BRA	Prema Powerteam	ITA	R	218.6	Qualifying - 2
7	Dino Beganovic	SWE	Prema Powerteam	ITA	R	218.6	Race - 1
17	Jonny Edgar	GBR	Van Amersfoort Racing	NLD		218.6	Race - 2
3	Smal Kyrill	RUS	R-Ace GP	ITA		218.6	Race - 2
13	Jasin Ferati	CHE	Jenzer Motorsport	CHE	R	218.1	Race - 1
72	Leonardo Fornaroli	ITA	Iron Lynx Srl	ITA	R	218.1	Race - 1
52	Jak Crawford	USA	Van Amersfoort Racing	NLD		218.1	Race - 1
15	Piotr Wisnicki	POL	Jenzer Motorsport	CHE	R	218.1	Race - 2
11	Dexter Patterson	GBR	Bhaitech Srl	ITA	R	217.7	Qualifying - 2
87	Oliver Bearman	GBR	US Racing	DEU	R	217.7	Race - 1
8	Cenyu Han	CHN	Van Amersfoort Racing	NLD	R	217.7	Race - 2
35	Delli Guanti Pietro	ITA	BVM Racing	ITA	R	217.3	Race - 1
84	Francesco Simonazzi	ITA	Jenzer Motorsport	CHE	R	216.8	Race - 2
19	Sebastian Ogaard	DNK	Bhaitech Srl	ITA	R	216.8	Race - 2
4	Victor Bernier	FRA	R-Ace GP	ITA		216.8	Race - 2
86	Bence Valint	HUN	Van Amersfoort Racing	NLD	R	216.8	Race - 3
66	Zdenek Chovanek	CZE	Bhaitech Srl	ITA	R	216.4	Race - 3
78	Mateusz Kaprzyk	POL	Cram Motorsport Srl	ITA	R	216.0	Qualifying - 1
95	Vlad Lomko	RUS	US Racing	DEU	R	216.0	Qualifying - 1





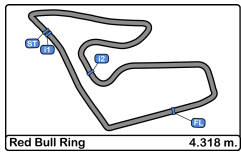
Red Bull Ring
F4 Italian Championship
Race - 3
Lap Chart



LAP

Nr	Pos	Grid	1	2	3	4	5	6	7	8	9	10	11	12	13	14	15	16	17	18	19	20	21
46	1	46	46	46	46	46	46	46	46	46	46	46	46	46	46	46	46	46	46	46	46	46	46
52	2	52	52	52	52	52	52	52	52	52	29	29	29	29	29	29	29	29	29	29	29	29	29
7	3	7	17	17	17	17	17	29	29	29	29	52	52	52	52	52	52	52	52	52	52	52	52
17	4	17	87	87	87	29	29	17	17	17	17	17	17	17	17	17	17	17	17	17	17	17	17
29	5	29	7	29	29	87	51	51	51	51	51	51	51	51	51	51	51	51	51	51	87	87	87
87	6	87	29	51	51	51	7	35	87	87	87	87	87	87	87	87	87	87	87	87	51	51	51
77	7	77	51	7	7	7	35	7	35	35	35	35	35	35	35	35	35	6	6	6	6	6	6
51	8	51	35	35	35	35	87	87	48	48	48	48	48	48	48	48	48	7	7	7	7	7	7
85	9	85	84	48	48	48	48	48	72	7	7	7	7	7	7	7	7	84	84	84	84	84	84
6	10	6	48	84	84	84	84	84	7	6	6	6	6	6	6	6	6	72	72	71	72	72	72
35	11	35	72	72	72	72	72	72	6	84	84	84	84	84	84	84	84	71	71	72	21	21	21
72	12	72	19	15	15	15	6	6	84	72	72	72	72	72	72	72	72	21	21	21	71	71	71
84	13	84	15	19	6	6	15	15	15	21	21	21	21	21	21	21	21	15	15	15	15	85	85
48	14	48	4	6	19	19	21	21	21	15	15	15	71	71	71	71	71	19	66	66	66	19	19
88	15	88	21	4	4	4	19	19	19	19	71	71	15	15	15	15	15	66	19	19	19	13	13
4	16	4	71	21	21	21	71	71	71	71	66	19	19	19	19	19	19	85	85	85	85	11	11
15	17	15	6	71	71	71	4	4	4	4	19	66	66	66	66	66	66	13	13	13	13	8	8
21	18	21	66	66	66	66	66	66	66	66	4	4	85	85	85	85	85	11	11	11	11	77	77
19	19	19	13	13	13	13	13	13	13	13	13	85	13	13	13	13	13	8	8	8	8	4	79
79	20	79	11	11	11	11	85	85	85	85	85	13	77	77	77	77	11	11	77	77	77	79	78
71	21	71	79	79	85	85	11	11	11	11	11	77	11	11	11	11	8	8	4	4	4	78	4
13	22	13	8	85	79	79	8	8	77	77	77	11	8	8	8	4	4	86	86	79	79	86	86
11	23	11	27	8	8	8	77	77	8	8	8	8	4	4	4	4	77	86	79	78	78		
66	24	66	85	77	77	77	79	86	86	86	86	86	86	86	86	86	77	78	78	86	86		
86	25	86	78	27	27	27	27	79	79	79	79	79	79	79	79	79	79	35					
27	26	27	86	78	86	86	86	78	78	78	78	78	78	78	78	78	78						
78	27	78	77	86	78	78	78	27															
8	28	8																					

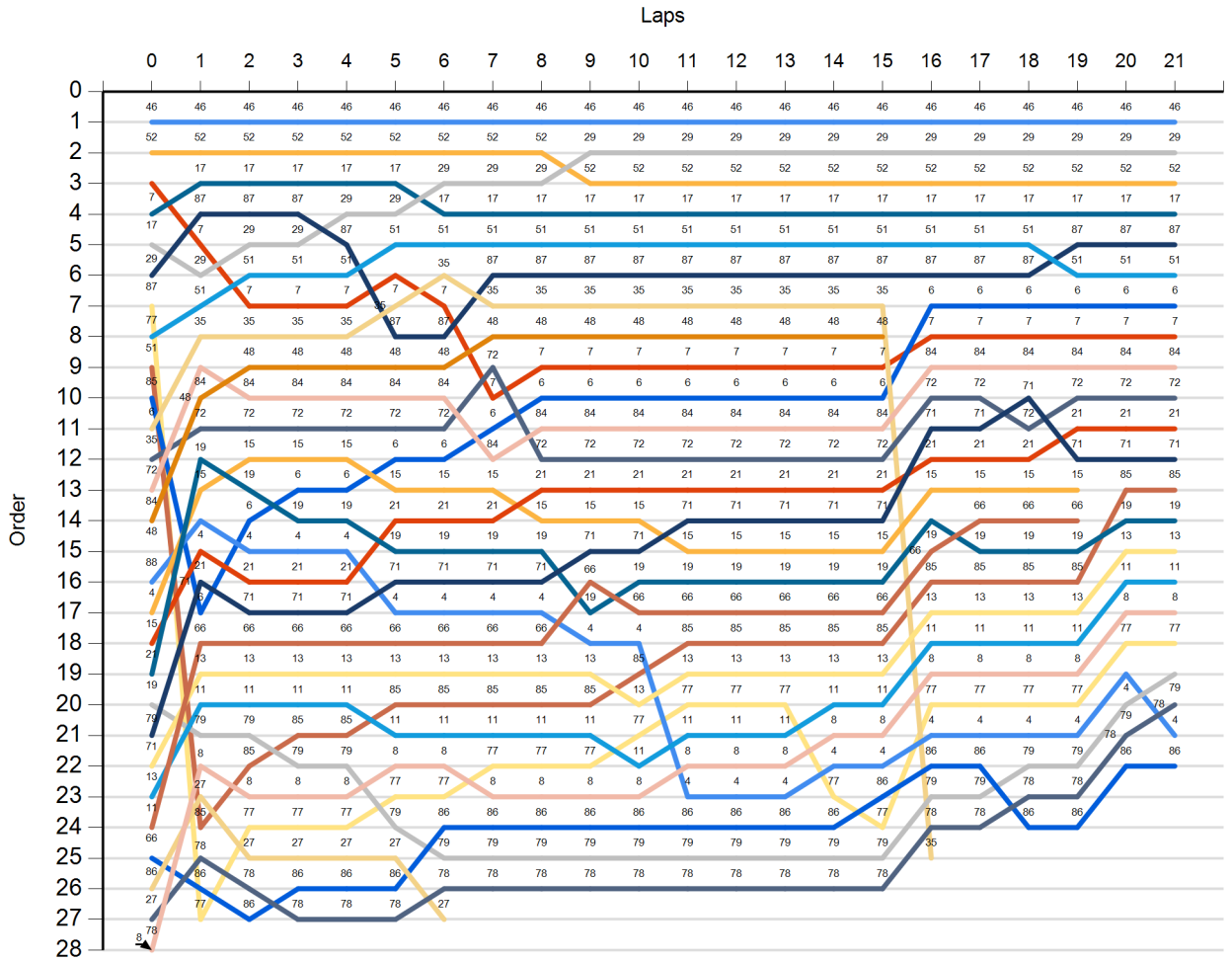


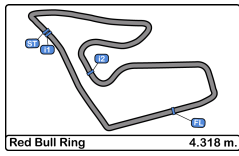


Red Bull Ring
F4 Italian Championship
Race - 3
Graphic Lap Chart



- 46
- 52
- 7
- 17
- 29
- 87
- 51
- 85
- 6
- 35
- 72
- 84
- 48
- 88
- 4
- 15
- 21
- 19
- 79
- 71
- 13
- 11
- 66
- 86
- 27
- 78
- 8



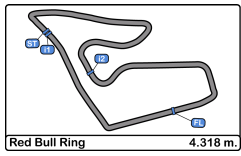


Red Bull Ring
F4 Italian Championship
Race - 3
Pit Stop Analysis



N°	In Day	Time	Driver	Nat	Competitor	Nat	In Time	Stop N°	Pit Time	Handicap	Penalty
----	--------	------	--------	-----	------------	-----	---------	---------	----------	----------	---------

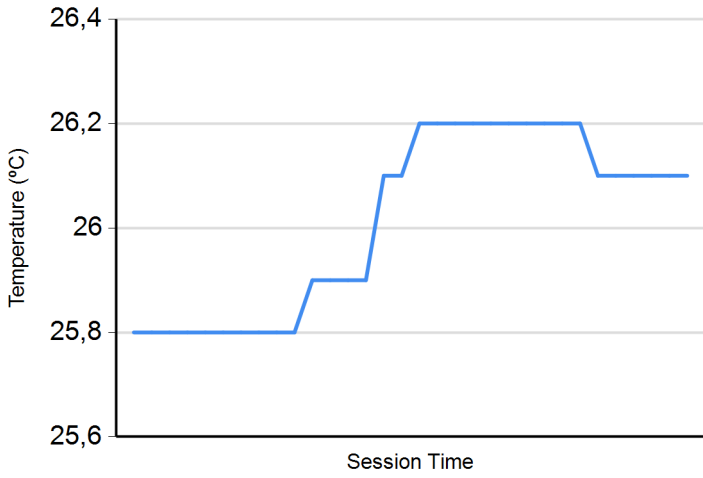




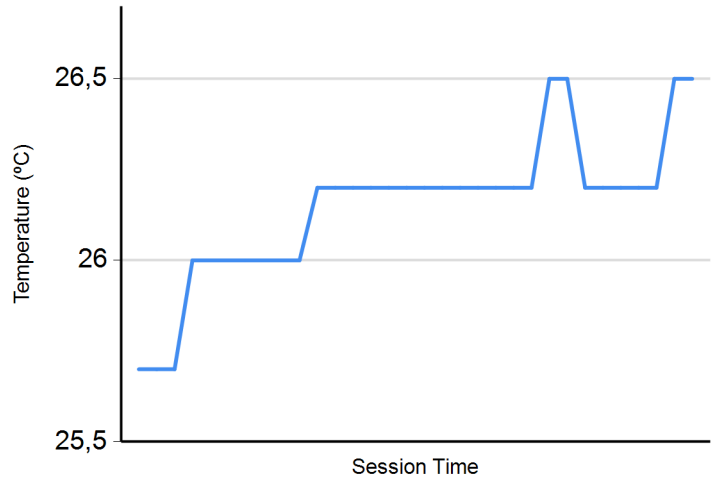
Red Bull Ring
F4 Italian Championship
Race - 3
Weather Report



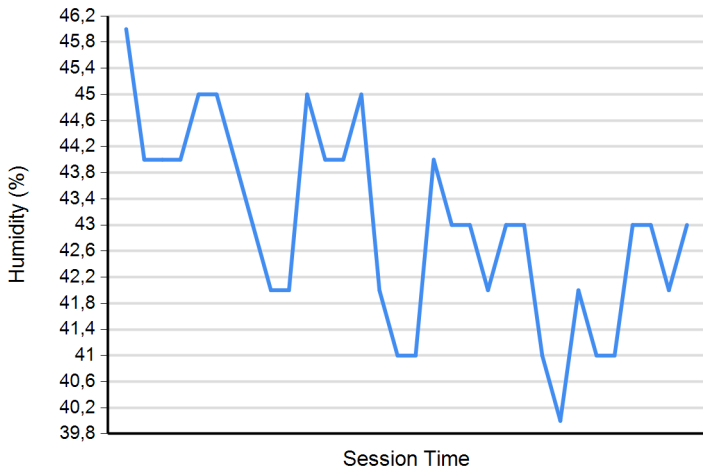
Air Temperature



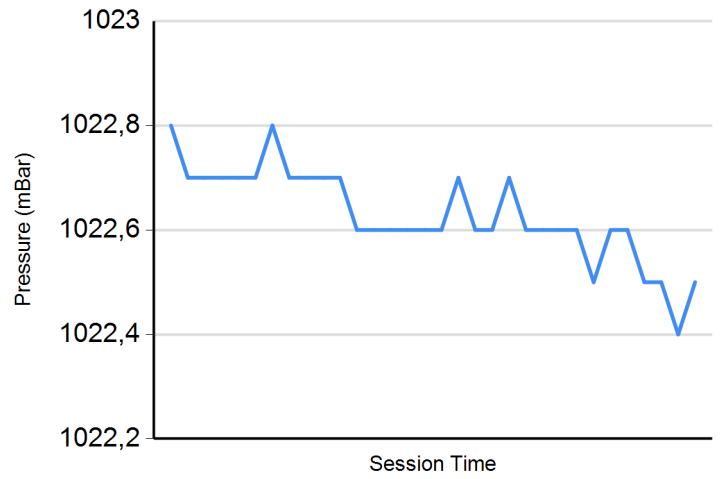
Track Temperature



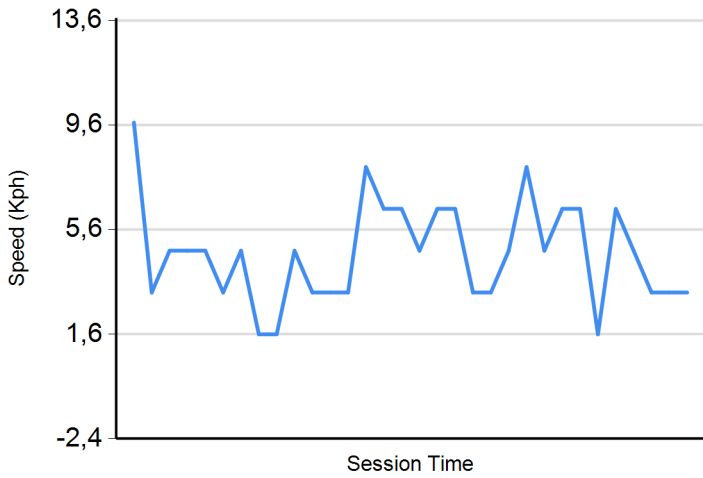
Humidity



Pressure



Wind Speed



Wind direction

North = 0°/360° Est = 90° South = 180° West = 270°

