

Provisional

Result List

Stewards / Race Management

STEWARD	Achim Loth
STEWARD	Manfred Schulte
STEWARD	Dennis Jühe
RACE DIRECTOR	Niels Wittich
CLERK OF THE COURSE	Michael Bork
TECHNICAL DELEGATE	Erik Wilhelmi
CHIEF TIMEKEEPER	Steffen Ruhl

Weather Start/Finish

AIR	22.6°C
TRACK	25.8°C
CONDITIONS	Dry
PRESSURE	945 hPa
AIR	23.5°C
TRACK	28.5°C
CONDITIONS	Dry
PRESSURE	945 hPa

Track Information

GREEN FLAG	10:31:06
CHEQUERED FLAG	11:02:23
SAFETY CAR PHASE	0
FULL COURSE YELLOW PHASE	0
TRACK NAME	Nürburgring
TRACK LENGTH	3629m
TURN COUNT	11
TOTAL DISTANCE	76.20km
FASTEST LAP:	#46. MIN - 1:28.951

STARTED: 13 CLASSIFIED: 13 NOT CLASSIFIED: 0 DISQUALIFIED: 1

Nr.	Drivers	Team	Laps	Total Time	Gap	Kph	Lap	Time	Kph
Cl.	Car	Competitor							
1	29 J.Dürksen(DEU) ADAC Formel 4	(T) ADAC Berlin-Brandenburg e.V.(DEU) ADAC Berlin-Brandenburg e.V.	21	31:16.771		146.3	5	1:28.953	146.8
2	52 J.Crawford(USA) ADAC Formel 4	(T) Van Amersfoort Racing(NLD) Van Amersfoort Racing	21	31:24.796	8.025	145.7	18	1:29.002	146.7
3	46 G.Mini(ITA) R ADAC Formel 4	(T) Prema Powerteam SRL(ITA) Prema Powerteam SRL	21	31:25.568	8.797	145.8	11	1:28.951	146.8
4	58 E.Seppänen(FIN) ADAC Formel 4	(T) US Racing(DEU) US Racing	21	31:31.005	14.234	145.5	14	1:29.050	146.7
5	17 J.Edgar(GBR) ADAC Formel 4	(T) Van Amersfoort Racing(NLD) Van Amersfoort Racing	21	31:33.051	16.280	145.2	6	1:29.143	146.5
6	77 T.Tramnitz(DEU) R ADAC Formel 4	US Racing(DEU) US Racing	21	31:33.445	16.674	145.2	15	1:29.425	146.0
7	4 V.Bernier(FRA) ADAC Formel 4	(T) R-ace GP(FRA) R-ACE GP	21	31:35.487	18.716	145.1	7	1:29.286	146.3
8	16 D.Beganovic(SWE) R ADAC Formel 4	(T) Prema Powerteam SRL(ITA) Prema Powerteam SRL	21	31:35.883	19.112	145.1	6	1:29.092	146.6
9	51 F.Pizzi(ITA) R ADAC Formel 4	Van Amersfoort Racing(NLD) Van Amersfoort Racing	21	31:36.157	19.386	145.2	7	1:29.107	146.6
10	87 O.Bearman(GBR) R ADAC Formel 4	US Racing(DEU) US Racing	21	31:44.317	27.546	144.1	6	1:29.649	145.7
11	15 S.Montoya(COL) R ADAC Formel 4	Prema Powerteam SRL(ITA) Prema Powerteam SRL	21	31:51.556	34.785	143.8	6	1:30.092	145.0
12	5 A.Lobanenko(RUS) R ADAC Formel 4	R-ace GP(FRA) R-ACE GP	21	31:53.744	36.973	143.8	7	1:29.938	145.2
13	7 J.Knopp(CZE) R ADAC Formel 4	(T) ADAC Berlin-Brandenburg e.V.(DEU) ADAC Berlin-Brandenburg e.V.	21	32:06.171	49.400	142.8	8	1:30.598	144.2

Disqualified

95 V.Lomko(RUS) R ADAC Formel 4	(T) US Racing(DEU) US Racing	144.5	19	1:29.049	146.7
------------------------------------	---------------------------------	-------	----	----------	-------

Did not start

6 K.Smal(RUS) R ADAC Formel 4	(T) R-ace GP(FRA) R-ACE GP
----------------------------------	-------------------------------


Fastest lap of the race. Car 46 driver Gabriele Mini on lap 11. Time 1:28.951, average speed 146.8 km/h.

Following stewards decision no. 9 disqualification for car no. 95

Following stewards decision no. 8 drive trough penalty converted into a time penalty of 30 seconds for car no. 6

T = nominated for Team Classification

Subject to final scrutineering!		
Publication time:	Clerk of the Course: Michael Bork	Timekeeper: Steffen Ruhl



ADAC Formel 4

Lap Chart Race 3

Provisional

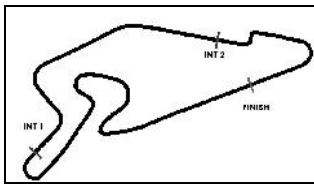


Nürburgring, Length: 3629 m

Sunday, August 16, 2020 10:30:00

LapCha	1	2	3	4	5	6	7	8	9	10	11	12	13	14	15	16	17	18	19	20	21	22	23	24	25	26	27	28	29	30	31	32	33	34	35	36	37	38	39	40	41	42	43	44	45											
LAP 1	29	87	52	46	17	77	15	58	4	16	95	7	5	51																																										
LAP 2	29	87	52	17	77	46	15	58	4	16	95	7	51	5																																										
LAP 3	29	87	52	17	77	46	58	4	16	15	95	51	5	7																																										
LAP 4	29	87	52	17	77	46	58	4	16	15	51	95	5	7																																										
LAP 5	29	87	52	17	77	46	58	4	16	51	15	95	5	7																																										
LAP 6	29	87	52	17	46	77	58	4	16	51	15	95	5	7																																										
LAP 7	29	52	17	87	46	77	58	4	16	51	15	95	5	7																																										
LAP 8	29	17	52	46	87	77	58	4	16	51	15	95	5	7																																										
LAP 9	29	17	52	46	77	58	4	87	51	16	15	95	5	7																																										
LAP 10	29	17	52	46	77	58	4	16	51	87	15	95	5	7																																										
LAP 11	29	17	52	46	77	58	4	16	51	87	15	5	95	7																																										
LAP 12	29	17	52	46	77	58	4	16	51	87	15	5	95	7																																										
LAP 13	29	17	52	46	58	77	4	16	51	87	15	95	5	7																																										
LAP 14	29	52	46	17	58	77	4	16	51	87	15	95	5	7																																										
LAP 15	29	52	46	17	58	77	4	16	51	87	15	95	5	7																																										
LAP 16	29	52	46	17	58	77	4	16	51	87	15	95	5	7																																										
LAP 17	29	52	46	17	58	77	4	16	51	87	95	15	5	7																																										
LAP 18	29	52	46	17	58	77	4	16	51	87	95	15	5	7																																										
LAP 19	29	52	46	17	58	77	4	16	51	87	95	15	5	7																																										
LAP 20	29	52	46	58	17	77	4	16	51	87	95	15	5	7																																										
LAP 21	29	52	46	58	17	77	4	16	51	87	95	15	5	7																																										

.- PITSTOP ' - LAPBEHIND



ADAC Formel 4

Sector List Race 3

Provisional



Nürburgring, Length: 3629m

Air temperature: 23.51°C

Track temperature: 28.5°C

Weather condition: Dry

DMSB Reg. Nr.: R-11746/20

Sunday, August 16, 2020 10:30:00

Lap	Id	Time	SE1	SP1	SE2	SP2	SE3	SP3	TSP	Lap	Id	Time	SE1	SP1	SE2	SP2	SE3	SP3	TSP
4 Bernier, FRA(#1)										theoretical besttime: 1:29.267									
1	0	1:35.553	49.875	126	23.254	215	22.424	176		12	0	1:29.619	45.225	128	22.949	211	21.445	175	
2	0	1:32.424	46.723	130	23.126	216	22.575	177		13	0	1:29.819	45.287	130	23.027	210	21.505	175	
3	0	1:30.411	45.847	129	22.965	212	21.599	176		14	0	1:29.727	45.200	128	23.019	211	21.508	175	
4	0	1:29.473	45.081	129	22.840	212	21.552	176		15	0	1:29.653	45.093	127	23.058	211	21.502	175	
5	0	1:29.363	45.075	129	22.872	211	21.416	177		16	0	1:29.862	45.317	129	23.081	211	21.464	176	
6	0	1:29.432	45.090	129	22.835	212	21.507	176		17	0	1:29.960	45.240	128	23.031	212	21.689	176	
7	0	1:29.286	45.031	128	22.820	213	21.435	175		18	0	1:29.798	45.246	129	23.041	211	21.511	176	
8	0	1:29.541	45.170	129	22.873	214	21.498	176		19	0	1:29.708	45.193	128	22.991	211	21.524	176	
9	0	1:31.776	45.953	120	23.289	217	22.534	175		20	0	1:29.963	45.333	129	23.029	212	21.601	176	
10	0	1:30.593	46.153	128	22.947	211	21.493	176		21	0	1:29.936	45.299	128	23.040	211	21.597	176	
11	0	1:29.590	45.138	128	22.965	212	21.487	176											

5 Lobanenko, RUS(#1)										theoretical besttime: 1:29.938									
1	0	1:37.401	50.825	125	23.747	211	22.829	172		12	0	1:30.376	45.665	127	23.034	211	21.677	174	
2	0	1:32.186	46.987	128	23.310	211	21.889	175		13	0	1:31.698	46.661	126	23.265	210	21.772	174	
3	0	1:30.906	46.133	127	23.034	212	21.739	175		14	0	1:30.503	45.824	125	23.128	209	21.551	174	
4	0	1:31.035	46.242	128	23.050	210	21.743	175		15	0	1:30.661	45.761	128	23.300	208	21.600	175	
5	0	1:30.911	45.891	129	23.280	209	21.740	175		16	0	1:30.424	45.600	127	23.149	209	21.675	175	
6	0	1:30.205	45.563	129	23.163	210	21.479	175		17	0	1:30.647	45.695	131	23.181	211	21.771	173	
7	0	1:29.938	45.504	127	22.994	210	21.440	176		18	0	1:31.549	46.410	128	23.296	208	21.843	175	
8	0	1:31.275	46.598	128	23.112	210	21.565	175		19	0	1:30.995	46.143	126	23.217	208	21.635	175	
9	0	1:30.364	45.671	128	23.105	210	21.588	175		20	0	1:30.552	45.703	128	23.209	208	21.640	174	
10	0	1:30.551	45.836	129	23.089	210	21.626	175		21	0	1:30.604	45.757	129	23.150	208	21.697	173	
11	0	1:30.963	46.231	129	23.152	210	21.580	175											


6 Smal, RUS(#1)										theoretical besttime:										
1																				

7 Knopp, CZE(#1)										theoretical besttime: 1:30.418									
1	0	1:37.083	50.213	126	23.721	210	23.149	175		12	0	1:31.428	45.993	126	23.596	208	21.839	175	
2	0	1:31.804	46.483		23.312	210	22.009	175		13	0	1:31.251	45.991	128	23.459	209	21.801	174	
3	0	1:32.381	47.092	129	23.400	211	21.889	175		14	0	1:31.420	45.856	128	23.391	210	22.173	170	
4	0	1:30.978	46.006	129	23.121	211	21.851	176		15	0	1:31.943	46.255	127	23.560	208	22.128	174	
5	0	1:30.815	45.803	129	23.240	211	21.772	175		16	0	1:31.634	46.008	128	23.557	210	22.069	175	
6	0	1:30.907	45.653	129	23.164	212	22.090	168		17	0	1:31.554	46.179	126	23.471	209	21.904	173	
7	0	1:31.075	46.000	128	23.292	211	21.783	176		18	0	1:31.892	46.190		23.580	208	22.122	174	
8	0	1:30.598	45.572	129	23.301	211	21.725	176		19	0	1:32.297	46.704	124	23.514	209	22.079	173	
9	0	1:30.694	45.685	129	23.221	210	21.788	175		20	0	1:32.009	46.399	126	23.653	208	21.957	174	
10	0	1:30.982	45.855	127	23.323	210	21.804	174		21	0	1:32.016	46.366	127	23.516	210	22.134	173	
11	0	1:31.410	45.973	121	23.384	212	22.053	175											

15 Montoya, COL(#1)										theoretical besttime: 1:29.725									
1	0	1:35.076	49.298	130	23.272	213	22.506	175		12	0	1:30.375	45.661	129	23.147	210	21.567	175	
2	0	1:31.597	46.070	129	23.179	213	22.348	175		13	0	1:30.572	45.777	128	23.086	209	21.709	174	
3	0	1:32.893	47.470	128	23.362	215	22.061	176		14	0	1:30.384	45.664	128	23.163	210	21.557	175	
4	0	1:30.762	45.795	129	23.125	211	21.842	175		15	0	1:30.673	46.076	128	23.127	209	21.470	175	
5	0	1:30.435	45.883	129	22.978	213	21.574	176		16	0	1:30.883	45.483	128	23.184	210	22.216	174	
6	0	1:30.092	45.524	129	23.078	211	21.490	176		17	0	1:31.318	46.504	129	23.170	210	21.644	177	
7	0	1:30.597	45.277	129	23.029	213	22.291	175		18	0	1:30.598	45.795	129	23.140	210	21.663	176	
8	0	1:30.901	45.848	129	23.175	210	21.878	175		19	0	1:30.502	45.551	129	23.071	210	21.880	175	
9	0	1:30.479	45.749	129	23.079	210	21.651	175		20	0	1:30.386	45.717	129	23.065	210	21.604	176	
10	0	1:31.422	46.121	129	23.149	210	22.152	175		21	0	1:30.694	45.674	129	23.327	209	21.693	175	
11	0	1:30.917	46.233	130	23.125	211	21.559	175											

16 Beganovic, SWE(#1)										theoretical besttime: 1:29.082									
1	0	1:35.715	50.048	125	23.384	215	22.283	178		12	0	1:29.684	45.380	127	22.820	214	21.484	177	
2	0	1:32.448	46.749	129	23.192	215	22.507	176		13	0	1:29.777	45.266	128	22.931	213	21.580	177	
3	0	1:30.718	45.819	131	23.136	213	21.763	177		14	0	1:29.873	45.190	130	23.031	213	21.652	176	
4	0	1:29.796	45.423	130	22.896	211	21.477	175		15	0	1:29.582	45.236	127	22.944	214	21.402	177	
5	0	1:29.341	45.047	128	22.850	212	21.444	175		16	0	1:30.911	45.563	129	23.215	213	22.133	176	





ADAC Formel 4

Sector List Race 3

Provisional



Nürburgring, Length: 3629m

Air temperature: 23.51°C

Track temperature: 28.5°C

Weather condition: Dry

DMSB Reg. Nr.: R-11746/20

Sunday, August 16, 2020 10:30:00

Lap	Id	Time	SE1	SP1	SE2	SP2	SE3	SP3	TSP	Lap	Id	Time	SE1	SP1	SE2	SP2	SE3	SP3	TSP
6	0	1:29.092	44.979	129	22.762	214	21.351	177		17	0	1:29.621	45.233	128	22.899	212	21.489	177	
7	0	1:29.218	45.034	129	22.817	214	21.367	177		18	0	1:29.239	45.047	128	22.800	213	21.392	177	
8	0	1:29.486	45.241	129	22.752	216	21.493	178		19	0	1:29.559	45.131	126	22.923	213	21.505	177	
9	0	1:31.765	45.696	123	23.580	215	22.489	178		20	0	1:29.832	45.315	126	22.897	216	21.620	177	
10	0	1:30.685	46.223	128	22.897	214	21.565	176		21	0	1:30.002	45.276	130	22.991	215	21.735	176	
11	0	1:29.539	45.263	127	22.785	215	21.491	177											

17 Edgar, GBR(#1)

theoretical besttime: 1:28.989

1	0	1:34.479	48.995	129	23.045	216	22.439	177		12	0	1:29.683	45.314	130	22.890	213	21.479	176
2	0	1:29.475	45.370	130	22.820	213	21.285	176		13	0	1:30.128	45.768	128	22.901	212	21.459	175
3	0	1:29.188	45.089	130	22.779	212	21.320	176		14	0	1:31.483	46.752	132	23.103	216	21.628	177
4	0	1:29.149	45.003	129	22.705	216	21.441	177		15	0	1:29.994	45.556	129	22.889	215	21.549	176
5	0	1:30.467	45.781	108	23.214	214	21.472	176		16	0	1:30.222	45.572	129	22.997	214	21.653	177
6	0	1:29.143	45.083	129	22.701	216	21.359	177		17	0	1:30.015	45.576	129	22.983	213	21.456	177
7	0	1:30.205	45.292	131	23.189	217	21.724	177		18	0	1:29.857	45.484	129	22.973	213	21.400	178
8	0	1:30.401	46.041	128	22.929	213	21.431	176		19	0	1:29.963	45.474	129	22.941	213	21.548	177
9	0	1:29.296	45.143	129	22.798	213	21.355	177		20	0	1:30.659	46.141	129	22.952	215	21.566	178
10	0	1:29.439	45.232	128	22.791	213	21.416	176		21	0	1:30.251	45.473	128	22.993	214	21.785	175
11	0	1:29.554	45.205	129	22.892	213	21.457	177										

29 Dürksen, DEU(#1)

theoretical besttime: 1:28.894

1	0	1:30.947	46.521	129	22.981	209	21.445	176		12	0	1:29.231	45.027	127	22.866	211	21.338	177
2	0	1:29.474	45.277	129	22.825	210	21.372	176		13	0	1:29.136	44.963	128	22.877	210	21.296	176
3	0	1:29.214	45.113	129	22.839	210	21.262	177		14	0	1:29.386	45.063	128	22.958	211	21.365	176
4	0	1:29.044	45.071	128	22.756	210	21.217	176		15	0	1:29.462	45.174	129	22.879	211	21.409	177
5	0	1:28.953	44.941	130	22.749	210	21.263	177		16	0	1:29.399	45.147	128	22.859	212	21.393	177
6	0	1:28.994	44.963	129	22.807	211	21.224	175		17	0	1:29.652	45.165	129	23.103	211	21.384	177
7	0	1:28.991	44.972	129	22.763	212	21.256	176		18	0	1:29.508	45.215	128	22.973	211	21.320	177
8	0	1:29.016	44.995	129	22.736	212	21.285	177		19	0	1:29.748	45.363	129	23.025	210	21.360	177
9	0	1:29.257	45.096	128	22.785	211	21.376	176		20	0	1:29.475	45.150	127	22.966	212	21.359	176
10	0	1:29.220	44.995	127	22.741	211	21.484	176		21	0	1:29.509	45.106	127	22.973	211	21.430	176
11	0	1:29.155	44.984	128	22.877	211	21.294	176										

46 Mini, ITA(#1)


theoretical besttime: 1:28.892

1	0	1:34.385	48.759	130	22.961	216	22.665	175		12	0	1:29.263	45.115	131	22.725	216	21.423	177
2	0	1:32.026	47.055	129	22.959	213	22.012	176		13	0	1:30.145	45.717	130	22.979	214	21.449	177
3	0	1:29.415	45.182	130	22.763	213	21.470	177		14	0	1:30.286	45.967	130	22.868	214	21.451	177
4	0	1:29.436	45.061	129	22.807	214	21.568	177		15	0	1:29.347	45.199	129	22.773	214	21.375	177
5	0	1:29.630	45.257	129	22.896	214	21.477	178		16	0	1:29.074	44.996	129	22.731	215	21.347	177
6	0	1:29.146	45.124	130	22.695	212	21.327	176		17	0	1:29.227	45.073	130	22.756	215	21.398	176
7	0	1:29.193	45.067	129	22.727	213	21.399	175		18	0	1:29.061	44.982	130	22.697	215	21.382	178
8	0	1:30.912	45.650	127	23.244	217	22.018	171		19	0	1:29.054	44.921	131	22.738	215	21.395	178
9	0	1:29.609	45.499	130	22.660	214	21.450	177		20	0	1:29.298	45.056	130	22.735	215	21.507	177
10	0	1:29.145	45.055	129	22.743	213	21.347	177		21	0	1:28.965	44.923	130	22.715	214	21.327	177
11	0	1:28.951	44.924	130	22.716	214	21.311	177										

51 Pizzi, ITA(#1)

theoretical besttime: 1:28.873

1	0	1:37.465	50.937	128	23.712	209	22.816	174		12	0	1:29.762	45.457	128	22.824	216	21.481	177
2	0	1:31.525	46.587	130	22.980	218	21.958	178		13	0	1:29.702	45.335	130	22.706	217	21.661	176
3	0	1:31.102	46.072	129	22.860	215	22.170	177		14	0	1:29.794	45.288	129	22.792	219	21.714	177
4	0	1:30.372	45.724	130	22.677	215	21.971	178		15	0	1:29.675	45.408	126	22.757	219	21.510	179
5	0	1:29.440	45.111	130	22.818	213	21.511	177		16	0	1:30.878	45.211	127	23.230	218	22.437	177
6	0	1:29.452	45.297	131	22.790	213	21.365	178		17	0	1:29.646	45.335	127	22.810	218	21.501	177
7	0	1:29.107	45.073	130	22.768	213	21.266	177		18	0	1:29.391	45.228	124	22.787	217	21.376	178
8	0	1:29.111	45.132	130	22.728	215	21.251	178		19	0	1:29.614	45.214	129	22.796	216	21.604	175
9	0	1:29.903	45.031	129	22.591	221	22.281	177		20	0	1:29.673	45.313	125	22.786	218	21.574	178
10	0	1:31.107	46.648	125	22.845	219	21.614	177		21	0	1:29.848	45.351	130	22.717	219	21.780	177
11	0	1:29.590	45.326	129	22.766	219	21.498	178										



ADAC Formel 4

Sector List Race 3

Provisional



Nürburgring, Length: 3629m

Air temperature: 23.51°C

Track temperature: 28.5°C

Weather condition: Dry

DMSB Reg. Nr.: R-11746/20

Sunday, August 16, 2020 10:30:00

Lap	Id	Time	SE1	SP1	SE2	SP2	SE3	SP3	TSP	Lap	Id	Time	SE1	SP1	SE2	SP2	SE3	SP3	TSP
52	Crawford, USA(#1)									theoretical besttime: 1:28.853									
1	0	1:32.512	47.835	129	23.010	212	21.667	177		12	0	1:29.561	45.245	130	22.838	216	21.478	175	
2	0	1:29.507	45.090	130	22.732	216	21.685	176		13	0	1:30.161	45.895	128	22.802	216	21.464	176	
3	0	1:29.318	45.059	130	22.775	214	21.484	179		14	0	1:30.031	45.826	130	22.811	212	21.394	176	
4	0	1:30.565	46.124	123	22.912	215	21.529	176		15	0	1:29.287	45.146	130	22.785	212	21.356	177	
5	0	1:30.084	45.882	125	22.763	213	21.439	177		16	0	1:29.181	44.962	129	22.838	213	21.381	177	
6	0	1:29.367	44.978	130	22.920	215	21.469	176		17	0	1:29.213	45.110	130	22.797	213	21.306	177	
7	0	1:30.660	45.497	122	23.252	215	21.911	175		18	0	1:29.002	44.851	129	22.827	213	21.324	177	
8	0	1:31.018	46.254	128	23.153	214	21.611	175		19	0	1:29.064	44.933	127	22.861	212	21.270	177	
9	0	1:29.499	45.267	130	22.746	214	21.486	176		20	0	1:29.022	44.931	130	22.779	213	21.312	177	
10	0	1:29.202	45.020	129	22.800	214	21.382	176		21	0	1:29.097	44.945	130	22.809	213	21.343	177	
11	0	1:29.445	45.107	129	22.858	215	21.480	177											

Lap	Id	Time	SE1	SP1	SE2	SP2	SE3	SP3	TSP	Lap	Id	Time	SE1	SP1	SE2	SP2	SE3	SP3	TSP
58	Seppänen, FIN(#1)									theoretical besttime: 1:28.813									
1	0	1:35.334	49.549	127	23.154	216	22.631	176		12	0	1:29.675	45.218	129	22.702	216	21.755	176	
2	0	1:32.324	46.773	128	23.078	212	22.473	176		13	0	1:29.730	45.129	129	22.814	215	21.787	176	
3	0	1:29.398	45.049	128	22.925	210	21.424	177		14	0	1:29.050	44.971	131	22.849	212	21.230	177	
4	0	1:29.473	45.107	128	22.964	210	21.402	177		15	0	1:29.113	45.020	126	22.745	214	21.348	177	
5	0	1:29.173	45.016	130	22.776	211	21.381	177		16	0	1:30.281	45.510	130	23.100	214	21.671	176	
6	0	1:29.546	45.254	128	22.812	215	21.480	177		17	0	1:29.965	45.492	130	22.873	216	21.600	176	
7	0	1:29.435	45.163	129	22.721	216	21.551	177		18	0	1:29.907	45.445	130	22.975	214	21.487	177	
8	0	1:29.918	45.376	131	23.011	215	21.531	179		19	0	1:29.844	45.503	129	22.963	213	21.378	177	
9	0	1:30.949	46.444	123	22.924	214	21.581	177		20	0	1:29.352	44.922	129	22.970	211	21.460	176	
10	0	1:29.607	45.215	129	22.793	216	21.599	176		21	0	1:29.221	44.881	129	22.888	210	21.452	175	
11	0	1:29.710	45.250	130	22.893	215	21.567	177											

Lap	Id	Time	SE1	SP1	SE2	SP2	SE3	SP3	TSP	Lap	Id	Time	SE1	SP1	SE2	SP2	SE3	SP3	TSP
77	Tramnitz, DEU(#1)									theoretical besttime: 1:29.247									
1	0	1:34.820	48.401	127	23.175	209	23.244	175		12	0	1:29.653	45.221	129	22.891	210	21.541	176	
2	0	1:30.267	45.706	129	22.991	211	21.570	175		13	0	1:30.698	45.252	130	22.927	209	22.519	175	
3	0	1:29.976	45.430	129	23.094	209	21.452	176		14	0	1:29.542	45.225	130	22.883	211	21.434	176	
4	0	1:29.801	45.385	129	22.998	208	21.418	176		15	0	1:29.425	44.998	128	22.977	210	21.450	175	
5	0	1:29.702	45.297	129	22.910	209	21.495	176		16	0	1:29.823	45.343	127	22.962	211	21.518	176	
6	0	1:30.341	46.038	129	22.877	211	21.426	177		17	0	1:29.748	45.273	129	22.962	212	21.513	176	
7	0	1:29.431	45.085	130	22.898	211	21.448	175		18	0	1:29.716	45.352	129	22.875	213	21.489	177	
8	0	1:30.031	45.344	128	23.003	214	21.684	176		19	0	1:29.986	45.461	129	23.091	211	21.434	177	
9	0	1:30.724	46.313	126	22.951	211	21.460	176		20	0	1:30.188	45.605	129	22.836	215	21.747	176	
10	0	1:29.681	45.319	128	22.926	211	21.436	176		21	0	1:30.193	45.446	130	22.949	213	21.798	174	
11	0	1:29.699	45.333	129	22.953	211	21.413	175											

Lap	Id	Time	SE1	SP1	SE2	SP2	SE3	SP3	TSP	Lap	Id	Time	SE1	SP1	SE2	SP2	SE3	SP3	TSP
87	Bearman, GBR(#1)									theoretical besttime: 1:29.450									
1	0	1:31.820	47.121	128	23.128	210	21.571	176		12	0	1:30.200	45.439	129	23.259	210	21.502	176	
2	0	1:29.732	45.341	131	22.999	209	21.392	176		13	0	1:30.931	45.813	129	23.474	207	21.644	175	
3	0	1:29.682	45.196	130	22.901	210	21.585	176		14	0	1:30.480	45.570	127	23.251	209	21.659	174	
4	0	1:30.317	45.906	128	23.005	209	21.406	176		15	0	1:30.201	45.477	129	23.182	209	21.542	175	
5	0	1:29.797	45.220	128	23.141	208	21.436	175		16	0	1:30.107	45.333	129	23.113	210	21.661	175	
6	0	1:29.649	45.234	129	23.062	209	21.353	175		17	0	1:30.275	45.556	128	23.205	208	21.514	175	
7	0	1:31.436	45.787	126	23.227	209	22.422	175		18	0	1:30.920	45.516	127	23.649	207	21.755	174	
8	0	1:31.784	46.285	127	23.238	211	22.261	172		19	0	1:30.759	45.718	127	23.355	208	21.686	175	
9	0	1:33.215	46.985	122	23.475	211	22.755	171		20	0	1:30.695	45.738	127	23.210	210	21.747	171	
10	0	1:31.879	47.022	127	23.165	212	21.692	176		21	0	1:30.275	45.493	128	23.143	210	21.639	174	
11	0	1:30.163	45.458	129	23.056	211	21.649	175											

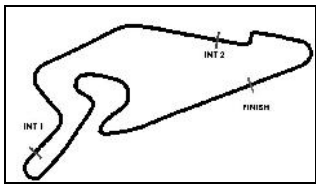
Lap	Id	Time	SE1	SP1	SE2	SP2	SE3	SP3	TSP	Lap	Id	Time	SE1	SP1	SE2	SP2	SE3	SP3	TSP
95	Lomko, RUS(#1)									theoretical besttime: 1:28.961									
1	0	1:36.907	50.435	129	23.547	212	22.925	173		12	0	1:30.095	45.568	130	22.975	213	21.552	177	
2	0	1:31.540	46.171	129	22.853	215	22.516	176		13	0	1:30.515	46.259	129	22.810	210	21.446	176	
3	0	1:31.580	46.018	130	23.125	213	22.437	174		14	0	1:30.050	45.415	128	22.970	214	21.665	177	
4	0	1:30.785	46.190	130	22.768	212	21.827	177		15	0	1:30.755	46.098	127	23.096	212	21.561	177	
5	0	1:30.272	45.862	128	22.867	213	21.543	178		16	0	1:30.644	45.502	128	22.926	215	22.216	177	
6	0	1:30.102	45.601	130	22.964	213	21.537	177		17	0	1:29.958	45.783	132	22.810	209	21.365	176	
7	0	1:30.401	45.315	129	22.742	209	22.344	177		18	0	1:29.080	45.028	131	22.726	209	21.326	177	
8	0	1:31.030	46.004	131	22.945	212	22.081	177		19	0	1:29.049	44.954	131	22.722	210	21.373	177	
9	0	1:30.443	45.818	129	22.958	213	21.667	178		20	0	1:29.258	45.154	130	22.784	210	21.320	176	

ver: 1.0

www.adac.de/motorsport

Page 3/ 4 printed: 16.8.2020 11:22





ADAC Formel 4

Sector List Race 3

Provisional



Nürburgring, Length: 3629m

Air temperature: 23.51°C

Track temperature: 28.5°C

Weather condition: Dry

DMSB Reg. Nr.: R-11746/20

Sunday, August 16, 2020 10:30:00

Lap	Id	Time	SE1	SP1	SE2	SP2	SE3	SP3	TSP	Lap	Id	Time	SE1	SP1	SE2	SP2	SE3	SP3	TSP
10	0	1:31.377	46.183	129	22.944	215	22.250	175		21	0	1:29.239	44.919	130	22.739	213	21.581	176	
11	0	1:31.688	46.709	130	23.164	214	21.815	176											